




www.atozbonsai.com.au

Supporting Our
local club....



Proudly sponsoring the Yarra
Valley Bonsai Society

www.orientbonsai.com.au



www.sashieda.com.au

Official Sponsor of the
YVBS



PO Box 345 Mount Evelyn, VIC
3796 Australia

www.yarravalleybonsai.org.au

info@yarravalleybonsai.org.au

Reg. Assoc A0052264P

Pres: Rudi J 0418 369 852

Sec: Lindsay H 0403 800 671

Treas: Julie H 0419 870 240

Marktg: Mike C 0414 553 746

The Yarra Valley Bonsai Society Newsletter

Highlights from September & October

The September club meeting featured Quentin Valentine, who lived up to his reputation as one of Victoria's top bonsai demonstrators, by drawing a record attendance for a normal YVBS monthly meeting - 45 people enjoyed his rework - including heavy bending of a juniper group planting. A valuable addition was to see the 12 months progression of a Black Pine which he styled during a demonstration last year.

The October club meeting consisted of a workshop night, specifically aimed at those members who cannot attend the normal club last-Saturday-of-the-month workshops. Another large attendance resulted, with members jockeying for table space, but with plenty of advice on offer.

Two nursery crawls and a very successful Kid's Workshop rounded out the activities—both are reported later in this newsletter.

The YVBS meets on the
second Tuesday of each
month now at Morrisons
(Morrison House)

Old Hereford Road,
Mount Evelyn

Informal 'Review & Overview'
sessions begin at 7:00pm with
a call to order at 7:30.



Saturday Workshops are 2-
5pm on the **LAST** Saturday of
the month, at the same venue
as monthlies!

Inside this issue:

Club Nursery Crawls	2
YVBS Forum	2
Getting to Know You	3
Ask Mr. Miyagi	3
Craig's Corner	4
Kid's Workshop	4
Tree Profile—Gardenia	5
Bonsai Calendar	6
On the Display Table	7
Accolades, Kudos & Thanks	8
Upcoming Events	8
Other Clubs	8

YVBS Forum at

www.yarravalleybonsai.org.au

New information continually
added. Your voice for all club
and bonsai questions.



*Upper— Quentin explaining the
rework to be attempted on this
juniper group planting.*

*Lower— Bringing out the heavy
metalwork!*



Arthur Robinson Workshops

Sunday 13th Nov, 9:00am and
1:30pm

Workshop places still available,
observers welcome. Azaleas,
natives, or any other trees.

Contact Rudi

yarravalleybonsai@gmail.com

Calendar Dates:

- 8 November (Tuesday) YVBS Monthly Meeting. 7:00pm Morrisons.
 - 12 and 13 November (Saturday & Sunday) Geelong Bonsai Show, Geelong Masonic Centre, Regent Street, Belmont
 - 13 November (Sunday) Arthur Robinson Workshops, 9:00 and 1:30, Morrisons
 - 20 November (Sunday) YVBS Sale Day, 10:00 to 2:00, Morrisons
 - 26 November (Saturday) "Last Saturday of the Month" Workshop, 2:00pm Morrisons.
 - 13 December (Tuesday) YVBS Monthly Meeting. 7:00pm Morrisons.
- See also the Events Calendar on our website: www.yarravalleybonsai.org.au

Highlights from September & October.....continued from page 1.



Above—The October workshop meeting was a hive of activity from the many members attending.

Club Nursery Crawls

The club sponsors four trips per year to a variety of nurseries around Melbourne, both general outlets and bonsai-specific establishments. The purpose is for members to purchase bonsai stock, pots and general garden plants at often significant discounts to normal prices, through the combined buying power from group visits—there are generally at least a dozen members attending

Right—Members with purchases from Wright's Azalea wholesalers.

Below Left—Happy campers at Bonsai The Imagination Tree

Below Right—Inspecting the stock at Gentiana Nursery



BONSAI ART NURSERY

Come down and see our newly acquired stock of JAPANESE pots!

236 Old Dandenong Road, Heatherton

Closed Wednesdays and Sundays

<http://www.bonsaiart.com.au>

Getting to Know You...

Ross R. is 31 years old, a carpenter by trade, and married with two children – Noah 2.5 years and Kayla who is 6 months old. His first experience with bonsai was during a visit to Bonsai the Imagination Tree in Monbulk about 5 years ago, where he spent time with Jeff (our current Vice President) who inspired him with lengthy chats on technique, shaping and different species of plants for bonsai culture. He currently has over 60 different bonsais ranging in size, species and age with his favourites being the flowering trees. His future aim in bonsai is to keep learning and working on his trees, as well as meeting and enjoying the company of members of the club. Outside of bonsai, he is interested in martial arts (2nd degree black belt and holder of several Australian titles), fishing and water sports.



In each newsletter, we profile a member or two as a means of getting to know each other better. In that spirit, and as our group continues to grow, members are reminded to bring their nametag/membership cards to meetings

Ask Mr. Miyagi.....



Q. I'm confused Mr Miyagi, Why do people pinch prune

A. When we prune the growth on a tree it is easy to damage the foliage using scissors, and damage can cause the foliage to turn brown and the branches to scar. With this in mind, branches require foliage to sustain life and over pinched or over pruned foliage can result in damage and dieback.

New growth can enlarge quickly so you must pinch the new growth out early to maintain your desired shape and compact pads. By pinching out the tips of the new growth, you push the energy back down into the branch and promote back budding and increases the "bushiness" of the pad rather than having the growth grow long and leggy. Do this by taking the new shoots between your thumb and forefinger and pulling off the new growth. Try not to twist the growth off.

The other advantage of pinching out the growth is to thin the foliage on the branch to allow light into the tree, promoting health and reducing the chance of dieback. If the branches become too heavy and full, the foliage that receives no light will die off and could cause health problems for your tree.

Remember: Don't do the whole tree at once, this could stress the tree. Be patient and slowly work over the tree giving the tree adequate time to rest between each prune.

Members may submit questions to Mr. Miyagi c/o the YVBS web forum or per the club email: info@yarravalleybonsai.org.au



Library Check-out!

YVBS has subscribed to the new bonsai magazine produced by the Association of Australian Bonsai Clubs. A copy of the first two issues is in the library for perusal or borrowing. Remember, the checkout period for books and other library material is one month. If you check out a book and are not able to make the next meeting, you can return the book to Bill at Morrisons during office hours or even put it to the club PO Box.

Trade Table Cheque-out!

The trade table has been restocked with new tools, wire and other accessories. Don't forget the club's tool sharpening kit, available for use at meetings. Anything else you would like to see stocked? Eg special Japanese tools, branch-benders, etc. Just advise at the trade table or to any committee member.



The Bonsai School of Victoria

Enroll now for our Novice and Intermediate Bonsai Course and learn from the best. Our teacher, Maurice, has been involved with Bonsai for over 25 years. Maurice has taught some of the finest bonsai exponents in Australia, including the now legendary, Quentin Valentine and Brian Sampson.

Maurice studied Bonsai at the Japanese school of Arts - Japan Seminar House (JSH), along with Paul Sweeney (who he also taught for a short while). At JSH, Maurice was taught by two of the best Bonsai teachers around – Max Leversha and Jeff Acland. When Max could no longer work due to vision impairment, Maurice was asked to take over Max's role and taught there for four years, from 1994 – 1998, alongside Jeff Acland.

Our company is a non for profit organization that employs and helps a large percentage of physically or mentally handicapped people. By supporting us, you are also giving these needy people a chance we so often just take for granted, a chance to be able to jump out of bed in the morning and say, "life is beautiful". PLEASE HELP US HELP THEM... and put a smile on their faces...

Bonsai - The Imagination Tree, 136 York Road, Mt Evelyn, Victoria. www.sashieda.com.au

Craig's Corner

Managing foliage on *Acer Palmatum*

Palmatum bonsai are traditionally grown to be displayed during the winter months while they are bare. All the major Japanese exhibitions are held at this time so the artists are able to display their skills in developing fine ramification on deciduous bonsai.

Leaf size and ramification are one and the same, small leaves equals fine ramification.

The ramification is developed during the late spring and summer growing period, it is achieved with a combination of correct feeding and leaf management.

Ramification is something which is worked on with established bonsai only, while the trees are in the early developmental stages the ramification is not really relevant

These techniques require the tree to be growing and in order for bonsai to grow the tree must be fed. A hungry tree will not throw out sufficient growth to practise these techniques.

I believe that *Acer Palmatum*, the Japanese maple is one of the most difficult species on which to develop the dense fine twiggy growth so desirable on a mature bonsai. Their natural habit is to send out strong straight shoots and to check this habit these trees must be worked on often.

When *palmatums* come into leaf the new shoots must be pinched out as soon as you are able to distinguish them which means the trees must be checked on a daily basis when coming into leaf. If this is not done the internodal growth will immediately become very long and straight. The large leaves shading the branches need to be pinched off or broken in half to enable light to penetrate the branches so that new buds continue to emerge throughout the growing season. The large leaves on the tips of the branches should be pinched off to prevent them shading the branches below. If these procedures are not performed all the foliage will be on the branch tips and you will lose any foliage on the inside of the branch structure. It is also very important to ensure you have only 2 growths coming from any one point, the natural inclination of the tree is to throw out multiple growths from any one point and these need to be reduced to 2 very quickly, if this is not done the trees will develop lumps where the clumps of twig occur and this will spoil the flow of twigs.

Complete defoliation can be practised on this species but is not a procedure I do often. When you completely defoliate a tree it stops growing for a few weeks before the new shoots begin to emerge, the summer growing season is short enough without losing time waiting for the tree to recover from defoliation. Partial defoliation and leaf management are a much better option as the tree will continue to grow and throw out new shoots throughout its growth period.

The branches on Japanese maple are always full of dormant buds, it is the bonsai growers job to ensure as many of these buds develop into shoots as possible. The two elements which these buds require to burst into life are light and food so the more of these you provide the quicker your Japanese maple bonsai will develop fine twiggy growth

www.gentiana.com.au

This is the first column of a new series by Craig Wilson of Gentiana Nursery. Craig is a member of our club and is a bonsai artist of many years standing. Many of us have been privy to his wisdom at various novice and intermediate classes and workshops. His columns will contain tips and techniques which will be of value to all.



Kid's Workshop September 2011

The YVBS periodically runs Bonsai Workshops for Kids, as an investment in the future—for our club, for the art of bonsai in general, and also for the kids themselves.

The Kid's Workshop on the last Saturday of September was a record attendance. 25 children of varying ages had their first exposure to bonsai art and care, and each proudly took home their very first bonsai, styled by themselves, in a proper bonsai pot. Hopefully many of them will retain their initial interest and eventually become the next generation of Australian bonsai enthusiasts.



Above—The class almost overflowed the allocated room at Morisons.

Left—Young Bonsai artists styling their trees, following the lead of not-so-young Bill.

The club is fortunate to have a couple of members who have working with kids certification and are consequently able to run the classes.

Tree Mini-Profile: *Gardenia* - *Gardenieae*

General information: One of our finest shrubs with fragrant white flowers, glossy, dark green leaves. It's a genus of 142 species and native to the tropical and subtropical regions of Africa, southern Asia, Australasia and Oceania.

Lighting: Partial shade to full sun.

Watering: Do not allow to dry out and remain dry. Prefers moist soil.

Feeding: Every 2-3 weeks, spring-autumn. Use a fertilizer formulated for acid-loving plants, at half-strength. Do not fertilize while the plant is in bloom. The plant may also benefit from administering chelated iron 2-3 times a year.

Pruning and wiring: Wire from late spring to autumn, taking care to protect the delicate bark and branches. Do not wire while the plant is setting buds, and wire only woody shoots. Young plants should be pruned after the shoots have developed 4-6 leaves, trimming back to 2-3 to establish branching. Pruning of an established bonsai is best done following flowering, pruning only once and then allowing new shoots to set buds.

Repotting: Every 1-2 years in late winter or spring, following blooming. Well drained soil high in organic matter. Soil pH between 5.0 and 6.5. The roots are superficial and fine, so drastic root pruning is not recommended, and it is best if only 10% of the roots are removed. We recommend same mix as for Azalea Bonsai Soil.

Propagation: Tip or midsection cuttings with wood 6 - 8 weeks old, 4 - 5 inches long with 2 or 3 sets of leaves. Cuttings may be taken any time of the year, but summer is best. May be propagated by grafting and some cultivars by seeds.


Pests and diseases: Stem canker - distinguished by rough cracked areas that form cankerous growths near the soil line - destroy the plant. Sooty mold, aphids, scales, mealybugs and whiteflies, cottony cushion, spider mites, nematodes.

Species suitable for Bonsai:

Gardenia 'radicans', a dwarf variety with very small leaves. The plant is a compact grower, almost a creeping version of the species. The blooms are 1 to 2 inches in diameter, it's the latest of all varieties to bloom. The blooming period is continuing into the summer. Outstanding variety for bonsai.

Gardenia 'Aimee yashioka', one of the darkest green of all gardenias, it has a 3 inch bloom and looks almost artificial. Aimee grows openly and upright and blooms twice a year and slightly later than others.

Gardenia 'thunbergia' and **Gardenia 'jasminoides'** are two other species which are very popular for growing as bonsai trees.



Gardenia Landscape



Orient Bonsai Nursery



www.orientbonsai.com.au

December Sale: 20% off all pots, 10% off all else....see Simon and Linda for Other Specials.

Home

About Us

Products

Classes

Demonstration

Gallery

Contact Us

Extra large pots sales

BUY DIRECT FROM THE MANUFACTURER
Manufacture from China(wholesales available)

New arrive

Delieve from Factory, Huge stock

(Dragon pot & table,

large Glaze &unglaze pot)



Bonsai Calendar: November - December

By Jeff Barry



As far as weather is concerned, this time of year can throw anything at us. The afternoon sun is starting to get that sting in it and at the same time, the evenings can drop well below 10 degrees. Winds are also somewhat unpredictable. Although we must take care to protect our trees from these conditions, we must remember that it is these conditions (sun, wind, dew) that help to improve our trees. The strong sun and drying winds help to make our foliage smaller, internodes shorter, and protect our trees against pest and disease. The key is to find the balance with position and watering.

Position

The sun and wind are good for your trees, however some varieties will benefit from protection.
(Beeches, Hornbeams, Maples, Azaleas)

Potting mix should not be left to completely dry out as the leaves will easily scorch in the wrong position

When putting trees in strong sun, trees must have a consistent water cycle

Avoid using shade directly beneath overhanging trees as animal droppings and leaf debris can create problems

Watering

Water thoroughly. Shallow watering encourages roots to grow at the surface of the potting mix (trees will dry out faster)

If trees are root bound take extra care with saturating root ball

Organize bonsais in "like watering" sections to assist in your watering cycle

Pinching and Pruning

Pinching and pruning should be attended to as soon as leaves develop and shoots elongate

Buds that develop where branches are not needed should be rubbed off immediately

If a branch is needed, allow bud to grow keeping the terminal bud to help increase the girth of the branch

Conifers may require finger tip pruning- removing buds at the tip of the growth will push growth back onto the branch and create smaller foliage

Potting

Most repotting should be complete

Varieties such as Chinese Elms, Azaleas, Junipers and Pines can still be potted with care

Varieties such as Figs, Pomegranates, Pyracantha and Natives can be potted even later

Pines potted later in spring can help reduce needle size but be extremely careful with after care (not too late)



www.atozbonsai.com.au

Supporting Our local club....

We have a new stock of pines just out of the growing area.

2" to 3" trunks from \$60 each.

Also maples and hawthorns, and a range of new pots.

Open every day 10:00am to 4:00pm, except Mondays.

A to Z Bonsai
429 Monbulk Road,



On the Display Table



Above—Selections from the September display table.

Below—Kurume azalea in full



Right—Forsythia



Below—Hawthorn

Bottom Left—Selections from the October display table



Accolades, Kudos, and Thanks..



To our club members for promoting, organising and running the kids workshop and made it such a successful exercise .



To Quentin Valentine for an extremely informative session on a juniper group planting at our September Monthly meeting; (and to Ken who came along to assist!)



To the local nurseries (Gentiana, Paddy's Plants, A to Z Bonsai, and Imagination Tree) for looking after our members during our latest Nursery Crawl.



To A to Z Bonsai Starter Nursery for discounts on stock for the kids workshop .

ヤラ谷間盆栽会

Volume 5 No 2
Sep & Oct 2011

Page 8

www.yarravalleyb

A group for all lovers of bonsai in the "far east" of Melbourne



Yarra Valley Bonsai Society
PO Box 345
Mount Evelyn, Victoria 3796
Australia

**Looking Ahead to
Nov & Dec 2011**



Our monthly meeting on 8th November will host one of our locals - Tim Vivoda from A - Z Bonsai with a Propagation Demonstration. Tim is a well seasoned Grower with a wealth of knowledge and fun to watch. There will be NO Review/Overview Session. Display table Azalea and members choice.



SUNDAY 13th November Special Workshops with **ARTHUR ROBINSON** on not only Satsuki, but any plant/tree at any age, size or style! Time: 9:00AM - 12:00 noon and 1:30PM - 4:30PM at Morrisons. Costs: Participants \$40.00 for each workshop or Observers \$10.00 for each session, Satsuki Society Members are half price. Arthur has been growing bonsai since 1960 and gradually over the last 20 years has concentrated more and more on Satsuki, which have always been part of his collection. He has gathered a wealth of experience during his many stays in Japan, spending time with some of the great Masters. Arthur is an honored guest at one of Japan's main Satsuki producers where he is invited to work on some of their trees.



Saturday 19th November the SATSUKI BONSAI INTEREST GROUP is meeting at Bonsai Art, 236 Old Dandenong Road, Heatherton, at 1:00PM. Don't forget to bring along a Satsuki for discussion or display and a gold coin donation.



Sunday 20th November YVBS 2nd **Special Sale Day** at Morrisons. Time: 10:00AM - 2:00PM. Costs: \$25.00/Table for Sellers & \$2.00 for Buyers/Visitors. A great selection of Bonsai and related items are on offer, an excellent opportunity to pick up some great and rare bargains!



We'll be finishing the month with our normal monthly workshop on Saturday 26th November, 2:00 PM - 4:30 PM at Morrisons.



The monthly meeting on 13th December will be our "Christmas Break-up" party with a "Round Table" discussion / critique on advanced trees. A valuable session well worth attending, remember ... a critique is NOT a criticism! There will also be a Review/Overview Session on Tips & Hints for the "Summer Survival" presented by Jeff. Display Table: "On or In the Rocks" and Members' Choice.



Last workshop for the year on Saturday 17th December, 2:00 PM - 4:30 PM at Morrisons

Events from Other Clubs




Saturday 12th November the Waverley Bonsai Group is hosting Special Workshops with ARTHUR ROBINSON. Venue: St John's Uniting Church Hall, Virginia Street, Mount Waverley (Mel 70 C1). Time: 9:00AM - 12:00 noon and 1:30PM - 4:30PM. Costs: Participants \$40.00 for each workshop or Observers \$10.00 for each session, Satsuki Society Members are half price.



Saturday 12th November and Sunday 13th November the Geelong Bonsai Club will hold its Annual Show November at the Masonic Hall, Regent Street, Belmont. Bonsai/Nursery stock, pots, tools, wire for sale. Light refreshments available. Demonstrations all day.



Tuesday 15th November the Waverley Bonsai Group is hosting a free Demonstration night by ARTHUR ROBINSON. Venue: St John's Uniting Church Hall, Virginia Street, Mount Waverley (Mel 70 C1). Time: 8:00PM.



Member Benefits Refer to the website for a list of discounts to members upon presentation of a current & valid YVBS Membership card. "Freebies" of donated items are also made available from time to time at monthly meetings.

ADVERTISERS & SPONSORS:

Advertising on our website and/or in the newsletter is available for any registered business or sole trader. Society Sponsorship opportunities are capped at three for any year, however supportership opportunities still remain for any business in an area related to the craft of bonsai.

For a prospectus or further information contact Rudi via the society's external email: yarravalleybonsai@gmail.com