



www.atozbonsai.com.au

**Supporting Our
local club....**



Proudly sponsoring the Yarra
Valley Bonsai Society

www.orientbonsai.com.au


CHOJO FEATURE TREES

Official Sponsor of the YVBS



PO Box 345 Mount Evelyn, VIC
3796 Australia

www.yarravalleybonsai.org.au
info@yarravalleybonsai.org.au

Reg. Assoc A0052264P

Pres: Rudi J 0418 369 852

Sec: Lindsay H 0403 800 671

Treas: Julie H 0419 870 240

Marktg: Marlene J 0418 369 852

**The YVBS meets on the
second Tuesday of each
month now at Morrison's
(Morrison House)
Old Hereford Road,
Mount Evelyn**

*Informal 'Review & Overview'
sessions begin at 7:00pm with
a call to order at 7:30.*



118 B8

Saturday Workshops are 2-
5pm on the **LAST** Saturday of
the month, at the same venue
as monthlies!

Inside this issue:

Trade & Lib Update	2
Member Profile	3
YVBS Bonsai Calendars	3
Ask Mr Miyagi	3
Craig's Corner	4
Tree Profile: Umbrella Tree	5
On The Display Table	6
Bonsai Calendar	7
Saturday Workshops	7
Upcoming Events	8
Other Clubs	8
Kudos, Accolades, Thanks	8
YVBS Forum	8

The Yarra Valley Bonsai Society Newsletter

Highlights from January & February 2013

The January meeting was a sedate start to the new year, featuring an informal workshop with advice on hand from Craig W. Members brought along plenty of trees on which to work, mainly natives but with a smattering of exotic species. Craig's advice was invaluable, as always.

The February meeting saw Lindsay Farr return to the club for a presentation and demonstration. The demonstration featured an old pine which had been field grown for a number of years and had just been transferred to a pot. Lindsay indicated his preliminary thoughts for the future direction of the tree, and performed the initial styling to set the direction for future development.

The tree has complex movement which may be difficult to fully exploit, and will require much thought to determine the best planting angle and front selection before a final bonsai design is established.

As usual, Lindsay was a very entertaining speaker and members appreciated his insights into the thought process which goes into the decisions to be made when initial styling is undertaken.

Cont. Page 2

Above - Craig offers advice during the January workshop night.

Below- Members' brought along plenty of trees to work on and the meeting was a hive of activity!



Calendar Dates:

- 12 March (Tuesday) YVBS Monthly Meeting . 7:00pm Morrissions.
- 23 March (Saturday) "Last Saturday of the Month" Workshop. 2:00pm Morrissions.
- 30 March (Saturday) through 1 April (Monday) Bendigo Bonsai Club Exhibition. 10:00am to 5:00pm Saturday & Sunday, 10:00am to 4:00pm Monday. Forest St, Bendigo.
- 30 & 31 March (Saturday & Sunday) Mornington Peninsula Bonsai Society Exhibition. 9:00am to 5:00pm Saturday, 10:00am to 4:00pm Sunday. Balcombe Grammar, 389 Nepean Highway, Mt Martha
- 9 April (Tuesday) YVBS Monthly Meeting . 7:00pm Morrissions.
- 20 April (Saturday) Satsuki Interest Group meeting. 1:30pm Bonsai Art Nursery
- 27 April (Saturday) "Last Saturday of the Month" Workshop. 2:00pm Morrissions.

See also the Events Calendar on our website: www.yarravalleybonsai.org.au

Highlights from January and February - Cont. from Page 1



Lindsay's pine tree as dug from the field and after initial styling and branch and needle reduction.

February also saw the first club Special Sale Day held at the end of the month. Sellers from within the club and from outside brought a good selection of trees for sale ranging from small starters to quite well-developed stock, in both plastic and bonsai pots. Buyers from YVBS and other clubs predominated, however there was good representation from the general public which may lead to some new members joining us. All in all, a very successful day.

Another Sale Day is planned for later in the year, for those who missed out on this one.



Right - A good crowd at the February Special Sale Day.

Happy Birthday

to George on his 80th birthday with many thanks for his tireless contributions, helping in organising, setting and cleaning up and whenever and wherever a hand is needed.



Library Check-out!

YVBS has subscribed to the new bonsai magazine produced by the Association of Australian Bonsai Clubs. Copies of all issues are in the library for perusal or borrowing. Remember, the checkout period for books and other library material is one month. If you check out a book and are not able to make the next meeting, you can return the book to Bill at Morrisons during office hours or even post it to the club PO Box.

Trade Table Cheque-out!

The trade table has been restocked with new tools, wire and other accessories. Lorraine Simpson and other pots also in stock. Don't forget the club's tool sharpening kit, available for use at meetings. Anything else you would like to see stocked? Just advise at the trade table or to any committee member.



Member Profile

Due to popular demand, we will reinstate the practice of featuring a brief bio on newer members in this and future editions of the newsletter.

Nicole M has been a member of YVBS for 18 months. She came to Australia from the Bonn area in Germany in 2008, and is a qualified laboratory technician in pathology. She is married and has a 20 year old daughter.

Nicole has been interested in plants and bonsai since childhood, but having moved around at least 21 times in her life she has never had the opportunity to seriously pursue the interest. The few bonsai that she had as a young adult died through a shortage of knowledge and a lack of a suitable place to keep them. Now that she has settled in Australia, she hopes that she will be able to develop a true bonsai collection.

Her bonsai knowledge has come mainly from reading books, magazines and internet sites, and more recently from attending club meetings and workshops. She currently has around 80 trees in various stages of training, with around 20 which may be developed into nice bonsai within the next 2-5 years. She does not have a favourite species yet, but her most developed tree is a rosemary with a stunning twisted base and lots of deadwood.

Nicole has many other interests outside of bonsai, including painting, model ship building, landscape modeling, fishing and fly tying - "so much to do, and so little time"!



YVBS Bonsai Calendars

The inaugural YVBS bonsai calendar in desktop format has proven to be a success, with most of the initial print run being sold and all costs being recovered, resulting in a small profit to the club.

Feedback from members has been positive, and your Committee has decided to repeat the exercise this year and to produce a 2014 calendar featuring members' trees. We will produce a bigger, wall-mounted version for next year which most members seem to prefer.

Members may submit photographs of their trees as candidates for selection in the 2014 calendar, with a cut-off date of 31 August 2013. A photo studio will be setup at end-of-month workshops over the next 5 or 6 months, where members' may bring along their trees for photographing if desired.

A number of photos were taken at our 2012 Show, so we have a stock of tree photos already available for consideration.

Ask Mr. Miyagi.....



Q. Mr Miyagi, Talking to one of the other members about styling, visual speed was mentioned, can you tell me what it is?

A. If your eye moves too fast over a composition, you may feel the tree looks uneasy. People tend to have their eyes move quicker over a smooth straight surface than one that has bends and ones shaped with plenty of visual interest. The trunk of a bonsai establishes the theme for the entire tree and it is the trunk that we take our styling cues from.

- If the trunk is curved, the branches should also be curved.
- If the trunk is straight then the branches would also be straight.
- If the trunk leans, the branches counterbalance by being longer on the opposing side to the lean.

Branch placement is used to slow up visual speed. Properly placed branches can result in the speed being slowed. Each branch should invite your eye to stop and examine the branch before resuming and moving upwards.. Improperly placed branches will confuse the eye and make the tree look "Not Right" and can stop the visual movement altogether. You should look towards creating a gentle flow with your trees, highlighted by a gradual taper in trunk thickness from top to bottom.

The selection of your pot is just as important. The texture, color and size of the pot needs to be considered. Eyes tend to move more quickly over smooth surfaced pots.

The pot should not detract from the tree and while we want to appreciate the pot, it must compliment the overall composition and not be so loud as to hold the eye for a long period.

The tree itself must be the focal point of the composition.

Members may submit questions to Mr. Miyagi c/ o the YVBS web forum or per the club email: info@yarravalleybonsai.org.au

Craig's Corner

The regular column by Craig Wilson of Gentiana Nursery.

FICUS RUBIGINOSA PORT JACKSON FIG

Of all the Australian natives the Port Jackson fig (PJ) is certainly the most widely grown and is probably one of the first native plants to be widely used for bonsai.

The attributes of this tree are many. Firstly with correct feeding and foliage management the leaves can be reduced to a size which makes this species suitable for even the smallest shohin tree. Secondly its ability to produce roots from anywhere on the trunk or branches means large cuttings can be struck and perfect nebari is easily attainable.

Unfortunately within our club I have seen very few well cultivated PJ. Most of them have a reasonable trunk but the branching is sparse and they generally have a few large leaves on the branch tips, these problems are easily overcome if the grower has a basic understanding of PJ requirements.

PJ can be seen in their natural habitat self-sown in rock walls the crowns of palm trees and on rock faces. This habit tells the grower of the importance of good drainage, it is very important to use an extremely open potting mix with plenty of diatomite, which they love. PJ are gross feeders so heap the fertilisers on them during the growing season from early October through to late March/April depending on the season. Really any fertiliser is suitable, I use seamongus, blood and bone and weekly liquid feeds.

During a warm summer such as we have just experienced it is possible to defoliate these trees 3 times beginning in November and doing the last one in late February. Regular defoliation combined with a rigorous feeding program will give the grower small leaves and fine ramification in a fairly short time.

Given that Melbourne is outside PJ's climate zone winter care is very important. These trees grow in a climate where most of the rainfall occurs during the summer months and the winter is the dry season so it follows that it's very important to keep them dry during the winter months. Cold and dry is fine for PJ but cold and wet is really bad. A certain indication that your trees are too wet during the winter months is black spots appearing on their leaves. I dry mine out to the point where the leaves are almost drooping before re watering.

PJ need to be grown in full sun they love the heat. For the production of aerial roots humidity is required so placing containers of water around the tree would help.

I think we should within our club be able to produce some showstopper PJ bonsai so lets do it.



Photo: Waverley Bonsai Group Show 2008



Photo: www.mybonsaibuddy.com

Tree Profile: Dwarf Umbrella Tree - Schefflera arboricola

General Information: Dwarf Umbrella Tree is an evergreen shrub with dark green or variegated, glossy, palmate 3 to 7 leaflets densely covering flexible, green stems which gently fan out into a rounded crown. The umbrella plant lends itself easily to the bonsai form and is popular as an indoor bonsai, often variegated with creamy-white to yellow edges or centers.

Family: Araliaceae and a native to Taiwan

Lighting: Part shade, part sun - it prefers higher light if possible, but can adapt to a wide variety of light levels. The more light, the more compact and the stronger the growth.

Watering: Adequate water to keep from drying out. As a tropical plant it likes moisture, but avoid letting the plant sit in water after you water it. It likes to be moist but not wet!

Feeding: General purpose fertilizer at one third strength when actively growing.

Pruning and wiring: Shaping is done with pruning and pinching the stems, it can handle radical pruning and will come back strongly. Don't be afraid to prune the plant as needed to maintain the size and shape. Style as a broad crowned bonsai with the silhouette of a banyan tree. Other styles are Cascade, Semi-cascade and Root-over-Rock. Wiring not normally necessary, if you do, use raffia to ensure that the bark is not scared by the wire.

Under the right conditions, this plant will produce aerial roots that, when they reach the ground, will convert to fully functional roots. Three conditions must be maintained for the plant to produce them:

- a high growth rate,
- the plant is root bound or these roots are pruned hard and constant,
- very high humidity!

Defoliating system: In September defoliate and remove all growing tips and unwanted branches and length of branches. When the new leaves and branches come through, wait for the third leaf to mature and remove the growing tip. Defoliate again in January and keep up removing the growing tips after the third leaf. The only reason the larger leaves come back is if the branches are allowed to grow!

Propagation: By cuttings, seed and air layer.

Repotting: It needs repotting every two years and may be severely root pruned. Soil should be well drained and slightly alkaline.

Pests and diseases: Scale and spider mites when grown indoors, but no diseases of major concern. Use systemic pesticides.




On The Display Table



Above - the January Meeting

Left and Below - the February Meeting



BONSAI ART NURSERY


New Trading Hours

Mon, Tues, Thur, Fri - 9:00am to 5:00pm

Sat, Sun - 10:00am to 4:00pm

Closed Wednesday

236 Old Dandenong Road, Heatherton



Bonsai Calendar: March - April

The occasional glimpse of brilliant colours is the most rewarding sign that autumn is on its way. For many species, this can be the most exciting time in the growing season. Deciduous trees such as Maples, Hornbeams, and Elms can put on a dazzling display of yellows, oranges and reds as they would in nature.

Here are a few tips to help make the most of this time of the year.

- When the weather begins to show signs of coolness, progressively give your deciduous trees more sun. This will encourage autumn colour throughout the foliage. Watch out for the occasional hot days - especially for Japanese maples!
- Don't water the foliage on deciduous trees in the evening to avoid mildew! You can lightly mist azaleas.
- Turn your bonsais fortnightly if they get uneven light. This will ensure next years buds will develop evenly around the tree.
- Species such as azaleas, camellias and many fruit trees should not be pruned at this time if early spring flowers are desired. Azalea can still be pruned if shape/style is the priority - seal the cuts! New shoots should be reduced to two and the remaining shoots shortened to two sets of leaves.
- Late summer growth will strengthen and increase the girth of trunks and branches. Inspect for wire damage, remove wire and rewire if needed for shape.
- Late summer provides a small window of opportunity to carefully repot some bonsai. Eg figs, most natives and some pines and junipers. Be very conservative with root pruning conifers at this time. Weather can be unpredictable, keep them in a sheltered position for a few weeks after the work.
- Use an organic fertilizer (liquid) high in potassium and phosphorus to encourage woody growth in the trunk
- Remove old fruit and flowers.
- Fertilize pines in autumn (not spring) to help reduce needle size.

While enjoying your autumn display, put some thought into winter survival.

End-Of-Month Saturday Workshop

There was no end-of-month Saturday workshop in January due to the Australia Day holiday, but everything was back to normal in February. A hot day produced a diminished attendance, but a lot of work was done and advice dispensed between those members who attended.

The end-of-month workshops have proven to be a good introduction to the club for prospective members from the general public. A number of current members first came along to a Saturday workshop for advice on a tree or trees, and subsequently joined us. The advice must be worthwhile!



Above—Prospective member Shane brought along some bonsai inherited from his late father-in-law Brian Sampson to receive expert advice from President Rudi. New member Max is watching with interest.

Left - Jean and Marlene discuss defoliation techniques on a fig.

ヤラ谷間盆栽会

Volume 5 No 10
January & February
2013

Page 8

www.yarravalleybonsai.org.au

A group for all lovers of bonsai in the "far east" of Melbourne



Yarra Valley Bonsai Society
PO Box 345
Mount Evelyn, Victoria 3796
Australia

*Looking Ahead to
Mar & Apr 2013*



Our monthly meeting on 12th March will be a learning and fun night, the **"Team Challenge - Cup"** with a variety of trees up for styling. Bring along your tools and join the competition! There will be **NO** Review/Overview Session.
Display Table: "Members' Choice".



Our monthly workshop will be on Saturday 23rd March due to the **EASTER WEEKEND!**

The monthly meeting on 9th April will start with a Review/Overview Session on "Tips & Hints for Winter Care" by Jeff Barry. Followed by a Presentation from Trevor Wicks on "Chinese Elms"
Display Table: "Autumn Colors" & Members Choice.



On Saturday 20th April the "Satsuki Interest Group" will be meeting at "Bonsai Art" Nursery, 236 Old Dandenong Road, Heatherton, at 1:00PM. Don't forget to bring along a Satsuki or other Azalea for discussion or display and a gold coin donation.



Our monthly workshop will be on Saturday 27th April, 2:00 PM - 4:30 PM at Morrisons.

Events from Other Clubs



BENDIGO BONSAI CLUB EXHIBITION EASTER 2013, at the Forest Street Uniting Church Hall, Forest Street Bendigo from Saturday 30th March to Monday 1st April. Opening hours will be 10:00AM to 5:00 PM on the Saturday and Sunday and 10:00AM to 4:00PM on the Monday.



The Mornington Peninsula Bonsai Society Inc conducts their annual exhibition at the Balcombe Grammar 389 Nepean Highway, Mt. Martha on Saturday 30th and Sunday 31st March. Opening hours will be 9:00AM to 5:00 PM on the Saturday and Sunday 10:00AM to 4:00 PM



Kudos, Accolades and Thanks

- To Lindsay Farr for his very entertaining presentation at our February meeting
- To all sellers who took a table at the Special Sale Day in February and contributed to the success of the day.
- To David R and his company Ace Printing for the donation of the sale day signs.
- To Scott at Dynamic Printing for printing the Sale Day flyers..

YVBS FORUM: For new members, it bears repeating that our club has an on-line bulletin board and archive. In addition to the announcements and discussions on topics of bonsai interest, the forum also contains many newsletters from other clubs around Australia. These are to be found (surprise, surprise) in the folder entitled "Newsletters from Other Clubs" and are kept for approximately six months. There are also publications such as "Bonsai Magazine" and the "Satsuki Society Newsletter" which are archived in the library folder available only to members. If you visit the site and register as a user, please email Rudi via the club gmail so that he may add you as a club member user. Just visit our main webpage

<http://www.yarravalleybonsai.org.au> and follow the FORUM link on the left to the forum.



Member Benefits Refer to the website for a list of discounts to members upon presentation of a current & valid YVBS Membership card. "Freebies" of donated items are also made available from time to time at monthly meetings.

ADVERTISERS & SPONSORS:

Advertising on our website and/or in the newsletter is available for any registered business or sole trader. Society Sponsorship opportunities are capped at three for any year, however supportership opportunities still remain for any business in an area related to the craft of bonsai.

For a prospectus or further information contact Rudi via the society's external email: info@yarravalleybonsai.org.au