



Proud to sponsor the Yarra Valley Bonsai Society

[www.facebook.com/BonsaiRoots2015](http://www.facebook.com/BonsaiRoots2015)

### Quotable Quotes

*If you can't find the front, instead find the back and then rotate it 180 degrees.*

*John Naka*



Proud sponsor of the Yarra Valley Bonsai Society

[www.bonsaisensation.com.au](http://www.bonsaisensation.com.au)



PO Box 345 Mount Evelyn, VIC 3796 Australia

[www.yarravalleybonsai.org.au](http://www.yarravalleybonsai.org.au)

[info@yarravalleybonsai.org.au](mailto:info@yarravalleybonsai.org.au)

Reg. Assoc A0052264P

Pres: Geoff P 0430 130 955

Vice-Pres: Rudi J 0418 369 852

Sec: Lindsay H 0403 800 671

Treas: Richard J 0410 512 969

Marktg: Marlene J 0418 369 852

The YVBS meets on the **second Tuesday of each month** now at **Chirnside Park Community Hub**  
33 Kimberley Drive  
Chirnside Park

Meetings begin at 7:30pm.



37 F3

**Saturday Workshops** are 1-4:00pm on the **Last Saturday** of the month, at the same venue as monthlies!

### Inside this issue:

Trade & Lib Update	2
NBPBA Bonsai Week	2
Member Profile	3
AABC Convention	3
Mr Miyagi	3
New YVBS Venue	4
Kudos, Accolades, Thanks	4
Saturday Workshops	4
Tree Profile - Tea Tree	5
YVBS 2019 Show	5
On The Display Table	6
Warning on Fertilisers	6
Bonsai Calendar	7
Looking Ahead	8
Other Events	8
YVBS Forum	8

# The Yarra Valley Bonsai Society Newsletter

## Highlights from January & February 2019

Our January Monthly Meeting was well attended considering it was in the middle of the holiday season. We began with a Bonsai Basics session entitled Bonsai Forms by Rudi J. He illustrated with the aid of a chart, the changing growth characteristics of trees at various levels

up a mountainside. They ranged from growing upright at the bottom to cascading and windswept toward the top. It was from these observations that the six basic bonsai styles were developed. He continued on to say that these styles can then be used in various ways to create different forms. These can include amongst others, forest plantings, twin trunk and exposed roots. The bonsai artist's task is to gain inspiration from what can be seen in the wild, and then attempt to replicate it. Newer members found this to be a great learning opportunity, whilst the more experienced ones were still able to pick up some valuable pointers. Others were able to contribute additional value to Rudi's talk.

This was followed by a General Workshop with our own "team of experts" on hand to offer advice and suggestions. After the holiday break there was plenty of catch-up chatter around the room whilst the various trees that had been brought along were worked on to bring them back into shape.

The February meeting was also a workshop, this time under the guidance of our long-term supporter and very experienced bonsai expert Craig Wilson. The meeting was jam-packed into our meeting room, indicating the high regard placed on Craig's advice by all members. Craig managed to get around to see and help everybody, but some people had to be very patient!

The cramped conditions in our meeting room, coupled with some subtle hints from the Centre management, encouraged the Committee to more urgently search for another venue which would better suit our requirements. We have been very lucky to find an excellent, almost brand new venue, and all meetings and Saturday workshops will be held at



Above - Geoff addresses the members at the January workshop meeting - even though some attendees couldn't keep their hands off their trees!

### Calendar Dates:

- 9th Mar to 11th Mar (Saturday to Monday) Ballarat Begonia Festival. Ballarat.
- 12th March (Tuesday) YVBS Monthly Meeting. 7:30pm. Chirnside Park Hub.
- 25th March to 31st March (Monday to Sunday) Bonsai Week 2019. National Arboretum, Canberra.
- 27th to 31st March (Wednesday to Sunday) Waverley Bonsai display at Melbourne Garden Show. Exhibition Buildings.
- 30th March (Saturday) "Last Saturday of the Month" Workshop. 1:00pm. Chirnside Park Hub.
- 9th April (Tuesday) YVBS Monthly Meeting. 7:30pm. Chirnside Park Hub.
- 13th April (Saturday) BSV Sale Day. 9:30am to 11:30am. East Kew.
- 20th & 21st April (Saturday & Sunday) Mornington Bonsai Society Easter Exhibition. Mt Martha.
- 20th & 21st April (Saturday & Sunday) Bendigo Bonsai Society Easter Exhibition. Bendigo.
- 27th April (Saturday) "Last Saturday of the Month" Workshop. 1:00pm. Chirnside Park Hub.

See also the Events Calendar on our website: [www.yarravalleybonsai.org.au](http://www.yarravalleybonsai.org.au)

Continued Page 2

## Highlights from Jan & Feb - Cont. From Page 1

this new venue starting from the March meeting on Tuesday 12th March. See the separate article later in this newsletter for details.

We have been at Cire Services Mt Evelyn, formerly Morrison House, since October 2010, and it has served us well over this time. We thank the management of the centre for their assistance and support over this time, and leave with some regret after our various situations and goals have drifted apart.

*Right - Workshop night with Craig Wilson at the February meeting.*



## NBPCA Bonsai Week 2019

Bonsai Week 2019 continues the tradition of a national bonsai event sponsored by the National Bonsai And Penjing Collection at the National Arboretum in Canberra. The week long event features a series of free workshops by sponsored international bonsai artists targeted at Australian bonsai club representatives, collection donors, and local volunteers to the NBPCA.



This year, named Women in Bonsai, features international artists Heike van Gunst and Sandra Grlica, both from Germany.

Apart from the workshops, the other main function is "Bonsai After Hours", an evening demonstration set in the Arboretum Function Centre and accompanied by food and drinks served to the audience who surround the stage in a casual atmosphere.


In past events, YVBS has been represented at the workshops by Rudi J and Howard W. This year, Lindsay H has been accepted as a Club representative and Rudi J as a Collection Lender representative at the Saturday workshop.

The event is well worthwhile attending, and observer spots at the workshops can generally be arranged. The NBPCA collection is worth seeing in its own right, featuring a collection of trees which have been purchased by, or donated to the Arboretum, as well as a series of trees which are on loan to the collection.

*Top - the grounds of the National Arboretum*

*Near Left - the National collection*

*Far Left - Curator Leigh Taafe at Bonsai After Hours.*



### Library Check-out!

YVBS has subscribed to the local bonsai magazines produced by the AABC and Ian Glew. Copies of all issues are in the library for perusal or borrowing. Remember, the checkout period for books and other library material is one month. If you check out a book and are not able to make the next meeting, you can return the book at a workshop or even post it to the club PO Box.

### Trade Table Cheque-out!

The trade table has been restocked with new tools, wire and other accessories. Lorraine Simpson and other pots also in stock. Don't forget the club's tool sharpening kit, available for use at meetings. Anything else you would like to see stocked? Just advise at the trade table or to any committee member.





## Member Profile

New member Peter M lives in Montrose and has 3 children, 9 grandchildren, and one great-grandchild! He and his wife are currently kept busy by helping people work through their marriage problems.

His only horticultural experience is through many years of building a garden in Montrose. He first became interested in bonsai at the 2018 YVBS Show, and is starting his bonsai journey through learning from others at the Club.

He currently has half a dozen trees - ficus, juniper, Chinese elm, Japanese maple, and would like to try to bonsai a willow.

His long-term goal is to have a small collection of good trees that he has developed himself over time.



## Ask Mr. Miyagi.....



### Q. Mr Miyagi, What is a Shohin?

A. A Shohin is just one of the Japanese size grouping names given to a bonsai tree. Bonsai are graded into seven main size groups based on their height measurement from the soil level to the apex of the tree. A Shohin is a tree that's height measures between 10cm and 25cm.

#	Height (mm)	Common Size (English)	Japanese
1	Up to 25mm	Thimble Sized	Keishi
2	25 - 60mm	Very Small	Shito
3	60 - 100mm	Mini Sized	Mame
4	100 - 250mm	Small to Medium	Shohin
5	150 - 300mm	Small to Medium	Gafu
6	250 - 350mm	Small to Medium	Kifu Sho
7	300 - 600mm	Medium	Chuhin
8	600 - 900mm	Medium to Large	Omono
9	over 900mm	Large	Dai

However, there is much disagreement in bonsai circles about size classification! In Australia, you will generally come across the terms shohin and mame most often.

*Members may submit questions to Mr. Miyagi c/o the YVBS web forum or per the club email: [info@yarravalleybonsai.org.au](mailto:info@yarravalleybonsai.org.au)*

## AABC Convention

The 32nd Annual AABC Bonsai Convention is again being held in Melbourne this year, from 17th to 20th May at Mantra Bell City, 215 Bell Street, Preston. The main program is on Saturday 18th May and Sunday 19th May. The Convention has the theme "Australian Natives Breaking Through the Bonsai Ceiling", and is hosted by the Victorian Native Bonsai Club. Special international guest artist is Ryan Neil from USA, with local artists Quentin Valentine, Roger Hnatiuk, and Hugh Grant also appearing.

Full registration for the two days is \$290, and for single day registration is \$165. Workshops on the Friday and Monday are booked out. Booking cut-off date is 1st May.

Further information is available on [www.vicnativebonsai.com.au/32nd-aabc-national-bonsai-convention/](http://www.vicnativebonsai.com.au/32nd-aabc-national-bonsai-convention/)

This is an ideal opportunity to catch up with the local and national bonsai scene while the Conference is in Melbourne. It is unlikely to be back here again for a number of years.



**NEW PRODUCT LINE**....for those starting out or with a handful of bonsai, I have introduced a **50/50** mix of **ORCHIATA PINE BARK** and **DIATOMITE 2-7mm** in a **20L bucket @ \$25.00**. Also available are **DIATOMITE 35L bags @ \$25.00** and **ORCHIATA PINE BARK 40L bags (3-6 or 6-9mm) @ \$30.00**. **ORCHID POTS** are available in a range of sizes. To order call Julie **0419 870 240** or email [julie@bonsairoots.com.au](mailto:julie@bonsairoots.com.au)



## *New YVBS Meeting Venue*

Here is some exciting News! Your Committee has for some time been seeking a more appropriate meeting venue. We feel with our increased membership, attendances at meetings, and the apparent shift in focus of our current landlords, that our existing venue was no longer adequate to our needs. We have recently been informed of a newly completed Community Centre in Chirnside Park. Given the suburbs from which a great number of our members come, we thought this to be quite a possibility, although outside our previous search area.

Members of the Executive visited the facility and agree that it's great - not only for our current monthly needs but also possibly Sale Days and other events in the future. It is modern, light and airy, with a spacious hall, kitchen facilities and floor to ceiling windows that look out onto a wooden decking area and parkland. This could possibly be used for some of our activities.

As this is a new facility we felt it could be in great demand so the Committee acted quickly to secure a spot. We have come to an arrangement with the management, and will move our base of operation to this venue.

So we are excited to announce that commencing with our meeting on **March 12<sup>th</sup>** our new home will be at the

**Chirnside Park Community Hub, 33 Kimberley Drive Chirnside Park 3116 (Melway Reference 37 F3)**

This is down the road behind the Chirnside Park Shopping Centre (turn off Maroondah Highway at the Reading Cinema or off Edwards Road at El Centro Drive, then right into Kimberley Drive).

Come and check it out at our next Tuesday meeting on 12th March - we hope that you are impressed!



## *Kudos, Accolades and Thanks*

- To Craig Wilson for devoting his time to assist all members at the February workshop with his invaluable assistance and advice.
- To the staff at the Chirnside Park Community Hub and Cire Services for welcoming us to their facility at very attractive conditions. We look forward to working with them in their future activities.

## *End-Of-Month Saturday Workshop*

There is always something interesting to see and do at the regular Last Saturday of the Month Workshop. All members and guests are encouraged to drop in with or without their trees, to do some work on their "babies", to watch other members and learn from their activities, or just to have a chat.

Many current members had their first introduction to our club through dropping in at a Saturday workshop. Encourage your relatives, friends, colleagues or associates who have shown any interest in the art or in gardening activities in general to come along and check us out.

There is always plenty of helpful and practical advice on hand for those who need it.

With the extra space at our new Chirnside Park Hub, there will be plenty of room to accommodate everybody in comfort.

## **BONSAI SENSATION NURSERY**

**MONDAY TO FRIDAY** 9:00am – 5:00pm / **WEEKENDS** 10:00am – 3:00pm

**PHONE** 8794 9668 / **MOBILE** 0425 722 827

253 Centre Road, Narre Warren South, VIC 3805

We have more than 30,000 plants for sale, including an extensive range of pots, tools, wire, and soil. Lessons, plant boarding, and restyling are also available.

Visit our Facebook page and website **BONSAISENSATION.COM.AU** for more information





## Tree Profile: Lemon-Scented Teatree - *Leptospermum Petersonii*

**General information:** According to Wikipedia the *Leptospermum petersonii* (or *Leptospermum citratum*), **lemon-scented** tea tree is a tall shrub to small tree, growing to a maximum of 5 meters which is cultivated as an ornamental and for essential oils. It naturally occurs near sclerophyll forest or rainforest, on sandy or rocky escarpments, on the east coast of Australia.

Lemon-scented tea tree is well known as a garden plant, popular for its scent and attractiveness. It is fast growing and can be kept to shrub height by pruning. The ability to be pruned regularly also makes it well-suited for hedges, windbreaks and harvesting for distilled essential oils.

It's also well liked for Bonsai! It has simple leaves, 20 - 40 mm long, with a distinctive lemony aroma. It shows off masses of small white flowers in spring and summer, followed by woody capsules.

**Position:** Full sun or partial shade - airy for best growth, protect from hot winds! Can be sensitive to frost.

**Watering:** Keep moist all the time. Lack of water is a dead sentence - they can go from healthy to dead in a matter of hours! NO wet feet, because of root rot!

**Feeding:** Use a fertilizer for acid loving plants, like Miracid with a diluted solution - their roots burn easily!

**Repotting:** Late winter, spring or early summer, use free draining mix! Avoid root pruning as long as possible, don't untangle the roots! As per our 'Guru' CJ from WA (presentation at AABC Conference 2011 WA) - shave off a slice from the bottom each year, only reduce root ball over time!

**Pruning & Wiring:** Keep pinching new shoots back to shape the tree, buds back well on bare and old wood. Repotting, pruning and wiring must be done at different times, or the tree will be over-stressed! Responds well to wiring and branches set quickly - don't go below horizontal to be true to the natural growing habit of the tree!

**Propagation:** Semi-hardwood cuttings in the growing season using Rootex or similar hormone. Will root in a few weeks!

**Pests and diseases:** We haven't experienced any pests, but be mindful of root rot!

**Styles:** Most styles including - Informal Upright, Slanting, Semi-cascade and Shohin and Mame.

**Another one suitable for bonsai is**

*Leptospermum liversidgei*, also commonly known as **lemon-scented tea-tree**, **olive tea tree**, or **lemon tea tree**, is a shrub to 4 m found naturally growing in wet coastal heath in Eastern Australia.



## YVBS 2019 Show

The Committee is proceeding with the planning for the 2019 YVBS Bonsai Show. Our target is for 15th and 16th June at the Wandin North Public Hall, the same venue as our very successful 2018 Show. Further details will be confirmed as soon as possible.

In the meantime, please put these dates in your diary, and start planning which trees you intend submitting for display at the Show. There is still plenty of time to get your trees in peak condition, but plan your actions early. Don't hesitate to ask for advice from our more experienced members if required.

Remember, this is YOUR Show and is intended to showcase our overall efforts in creating bonsai to the local community. Trees at all levels of development will be included in the Show - this can be of benefit to the casual visitor, as it demonstrates the procedure in creating a bonsai. We hope that all members will submit at least one tree for the Show.

There will also be a sales area at the Show, like last year, so start sorting out your collection to see if there is anything that you can bear to part with - to make room for additional purchases of course!

## On The Display Table

A selection of trees on the Display Table at the January and February meetings.

Special note on last photo - not in a bonsai pot yet, but first flowering on a tropical calliandra!

A reminder for upcoming meetings - March display table is Various Species and Styles or Member's Choice.

- April Display Table is Shohin size Bonsai or Member's Choice



## Warning Note on Fertiliser

Debco slow release fertilizer for Azaleas was purchased by a member with a view to giving satsuki azaleas an additional growth burst, but on first application led to a number of tree deaths which seemed to be related to its use. A more definitive trial with two near identical trees produced the results in the photo - the dead one is the one on which the fertilizer was used! Due to a takeover of Debco by Scotts, this fertilizer is no longer available for sale - probably with good reason!

This does provide a lesson to be learned - when trying any new product, apply sparingly and on a tree which you can afford to lose, to prove the concept before using on more valuable trees.



## BONSAI ART NURSERY


New Trading Hours

Mon, Tues, Thur, Fri - 9:00am to 5:00pm

Sat, Sun - 10:00am to 4:00pm

Closed Wednesday

Great selection of bonsai, starters, and pots including a range of quality Japanese pots.





## Bonsai Calendar: March - April

The occasional glimpse of brilliant colours is the most rewarding sign that autumn is on its way. For many species, this can be the most exciting time in the growing season. Deciduous trees such as Maples, Hornbeams, and Elms can put on a dazzling display of yellows, oranges and reds as they would in nature.

Here are a few tips to help make the most of this time of the year.

- When the weather begins to show signs of coolness, progressively give your deciduous trees more sun. This will encourage autumn colour throughout the foliage. Watch out for the occasional hot days - especially for Japanese maples!
- Some people also believe that reducing the amount of water given to deciduous trees may enhance autumn colours - but don't go too far and stress the plant!
- Don't water the foliage on deciduous trees in the evening to avoid mildew! You can lightly mist azaleas.
- Turn your bonsais fortnightly if they get uneven light. This will ensure next years buds will develop evenly around the tree.
- Species such as azaleas, camellias and many fruit trees should not be pruned at this time if early spring flowers are desired. Azalea can still be pruned if shape/style is the priority - seal the cuts! New shoots should be reduced to two and the remaining shoots shortened to two sets of leaves.
- Late summer and early autumn growth will strengthen and increase the girth of trunks and branches. Inspect for wire damage, remove wire and rewire if needed for shape.
- Late summer provides a small window of opportunity to carefully repot some bonsai. Eg figs, most natives and some pines and junipers. Be very conservative with root pruning conifers at this time. Weather can be unpredictable, keep them in a sheltered position for a few weeks after the work.
- Use an organic fertilizer (liquid) high in potassium and phosphorus to encourage woody growth in the trunk
- Remove old fruit and flowers.
- Fertilize pines in autumn (not spring) to help reduce needle size and to prepare them for the winter.

While enjoying your autumn display, put some thought into winter survival.



Julie 0419 870 240 or

Pickup from YVBS/BSV/VNBC meetings, or as otherwise arranged. Also available at the [YVBS Sale Day](#).



*Bonsairoots diatomite* is a SOIL CONDITIONER. It should be used to improve the structure of soil. Can retain 100% of water. **Note - Diatomite is temporarily out of stock due to difficulties at the mine. Contact us - for alternative pumice as a substitute.**

*Bonsairoots orchidata pine bark* is a standalone growing substrate that can be used directly from the bag without sieving. Produced from 100% pure New Zealand pinus radiata bark, it is a unique, stable substrate for potting and re potting bonsai. Available in 40L bags and 20L buckets: sizes 3-6mm and 6-9mm.

*Bonsairoots premium 50/50 mix* consists on 50% *Bonsairoots diatomite* and 50% *Bonsairoots orchidata pine bark*. This mix is extremely successful in the development of masses of fine roots on bonsai plants. It is very open and water drains quickly, helping to avoid root rot. Your bonsai in pots and growing pots will love it! Suitable for all plant varieties so no need for different mixes.



**New Stock!**

**Empty Bucket with Lid \$10**

Squat orchid pots are ideal for growing-on trees, promoting radial root growth and a flat root structure. High quality UV-resistant plastic, reusable, will last for years.



# ヤラ谷間盆栽会

Volume 5 No 46  
Jan & Feb 2019

Page 8

[www.yarrawalleybonsai.org.au](http://www.yarrawalleybonsai.org.au)

*A group for all lovers of bonsai in the "far east" of Melbourne*



**Yarra Valley Bonsai Society**  
PO Box 345  
Mount Evelyn, Victoria 3796  
Australia

*Looking Ahead to  
March & April 2019*



Our monthly meeting on 12<sup>th</sup> March will be a **Presentation "Bonsai - Progression from Novice to Intermediate"** by our Mark L. at our **'NEW VENUE' - Chirnside Park Community Hub, 33 Kimberley Drive, Chirnside, Mel Ref 37/ F3**. There will be **NO Bonsai Basics Review!** Display Table: **Various Species/ Styles & Members' Choice**.



Our monthly workshop will be on Saturday 30<sup>th</sup> March, 1:00PM - 4:00PM at our **'NEW VENUE' - Chirnside Park Community Hub, 33 Kimberley Drive, Chirnside, Mel Ref 37/ F3**



Our monthly meeting on 9<sup>th</sup> April will be a **Team Challenge Cup** with various species - a great fun and learning night at our NEW VENUE! **NOT TO BE MISSED!** Display Table: **Shohin various styles & Members' Choice**.



Our monthly workshop will be on Saturday 27<sup>th</sup> April, 1:00PM - 4:00PM at our NEW VENUE!



## Other Events



**Ballarat Begonia Festival in Botanical Gardens, 9<sup>th</sup> & 11<sup>th</sup> March 2019, 10:00AM - 4:00PM**



**BONSAI WEEK** at NBPCA Canberra from 25<sup>th</sup> March - 31<sup>st</sup> March 2019 This year Bonsai Week celebrates "Women in Bonsai" with **Two International Bonsai Artists** - Heike van Gunst and Sandra Grlica from Germany. More details on [www.nationalarboretum.act.gov.au/living-collection/bonsai/bonsai-week-2019](http://www.nationalarboretum.act.gov.au/living-collection/bonsai/bonsai-week-2019)



**Waverley Bonsai Group Display at Melbourne International Flower and Garden Show, 27<sup>th</sup> to 31<sup>st</sup> March, 9:00AM to 5:00PM, at Royal Exhibition Building and Carlton Gardens, 9 Nicholson Street, Carlton**



**BSV Sale Day, Saturday 13<sup>th</sup> April, East Kew Uniting Church, 142 Normanby Road, East Kew 3102 (Melway 45H3). 20 stalls of bonsai, starters and plants, pots, stands, tools and wire. Entry \$2.00**



**Mornington Peninsula Bonsai Society 40<sup>th</sup> Easter Bonsai Exhibition, Saturday 20<sup>th</sup> April & Sunday 21<sup>st</sup> April, at the Balcombe Grammar 389 Nepean Highway, Mt. Martha. Opening hours will be 9:00AM to 5:00 PM on the Saturday and Sunday 10:00AM to 4:00 PM. Melway Ref 151 C1-2. Admission \$5. Enquiries Jill - 0407 361 989**




**Bendigo Bonsai Society Easter Exhibition, Saturday 20<sup>th</sup> April & Sunday 21<sup>st</sup> April, 10:00AM - 5:00PM, Monday 22<sup>nd</sup> April, 10:00AM - 4:00PM at Uniting Church Hall, Forest St, Bendigo**



YVBS FORUM: For new members, it bears repeating that our club has an on-line bulletin board and archive. In addition to the announcements and discussions on topics of bonsai interest, the forum also contains many newsletters from other clubs around Australia. These are to be found (surprise, surprise) in the folder entitled "Newsletters from Other Clubs" and are kept for approximately six months. There are also publications such as "Bonsai Magazine" and the "Satsuki Society Newsletter" which are archived in the library folder available only to members. If you visit the site and register as a user, please email Rudi via the club gmail so that he may add you as a club member user. Just visit our main webpage

<http://www.yarrawalleybonsai.org.au> and follow the FORUM link on the left to the forum.



**Member Benefits** Refer to the website for a list of discounts to members upon presentation of a current & valid YVBS Membership card. "Freebies" of donated items are also made available from time to time at monthly meetings.

## ADVERTISERS & SPONSORS:

Advertising on our website and/or in the newsletter is available for any registered business or sole trader. Society Sponsorship opportunities are capped at three for any year, however supportership opportunities still remain for any business in an area related to the craft of bonsai.

For a prospectus or further information contact Rudi via the society's external email: [info@yarrawalleybonsai.org.au](mailto:info@yarrawalleybonsai.org.au)