

Proudly sponsoring the Yarra Valley Bonsai Society

[www.orientbonsai.com.au](http://www.orientbonsai.com.au)



CHOJO FEATURE TREES

Official Sponsor of the YVBS



Proud sponsor of the Yarra Valley Bonsai Society

[www.bonsaimatsu.com](http://www.bonsaimatsu.com)



PO Box 345 Mount Evelyn, VIC 3796 Australia

[www.yarravalleybonsai.org.au](http://www.yarravalleybonsai.org.au)

info@yarravalleybonsai.org.au

Reg. Assoc A0052264P

Pres: Rudi J 0418 369 852

Sec: Lindsay H 0403 800 671

Treas: Julie H 0419 870 240

Marktg: Marlene J 0418 369 852

**The YVBS meets on the second Tuesday of each month now at Morrisons (Morrison House) Old Hereford Road, Mount Evelyn**

Informal 'Review & Overview' sessions begin at 7:00pm with a call to order at 7:30.



**Saturday Workshops** are 2-5pm on the **LAST** Saturday of the month, at the same venue as monthlies!

## Inside this issue:

YVBS Show	2
Trade & Lib Update	2
Vale Bonsai Friends	2
Member Profile	3
Rob Kempinski Visit	3
Craig's Corner	4
Tree Profile - Emperor Plum	5
Ask Mr. Miyagi	5
On The Display Table	6
Bonsai Calendar	7
National Collection	7
Saturday Workshops	7
Upcoming Events	8
Other Clubs	8
YVBS Forum	8

# The Yarra Valley Bonsai Society Newsletter

## Highlights from March & April 2014

The March club meeting featured our annual "Team Challenge", where attending members formed into teams of three or four and were presented with a starter tree and challenged to transform it into a bonsai masterpiece. This year everyone had the same species of tree to work on - a juniper.

Five teams were formed, each under the leadership of one of our more experienced members, and then all hands were reaching in to prune, wire and shape the trees. An hour or so later, the results were magnificent. Voting by all present was close but eventually a winner was selected - the team led by Scott M.

Four of the five trees were purchased on the night and went home with a proud new owner. The April club meeting featured a presentation by President Rudi on selection and preparation of our trees for inclusion in our upcoming Show. We were also treated to a brief show and tell session by David R on "Pop Bonsai". Inspired by a book of the same name he picked up at a second-hand stall, he has created a number of unusual pieces comprising bonsai trees planted in somewhat unorthodox pots!

*Right - a selection from David R's "Pop Bonsai"*



*Top - All hands on the tree in order to meet the very tight time schedule. Bottom - the five completed bonsai ready for voting.*



## Calendar Dates:

- 13 May (Tuesday) YVBS Monthly Meeting. 7:30pm Morrisons.
- 16 May (Friday) Setup for YVBS Show. 4:00pm to 6:00pm, Montrose Town Centre Hall
- 17 May (Saturday) Final setup for YVBS Show. 8:00am to 10:00am Montrose Town Centre Hall.
- 17 May (Saturday) YVBS Show. 10:00am to 4:00pm Montrose Town Centre Hall.
- 31 May (Saturday) "Last Saturday of the Month" Workshop. 2:00pm Morrisons.
- 1 June (Sunday) BSV Annual Sale Day. 10:00am to 12:00 noon, Kew Masonic Centre.
- 10 June (Tuesday) YVBS Monthly Meeting. 7:30pm Morrisons.
- 28 June (Saturday) "Last Saturday of the Month" Workshop. 2:00pm Morrisons.
- 28, 29 June (Saturday & Sunday). Bonsai in Bendigo - workshops featuring Hirotoishi Saito. 9:30am to 12:30 pm and 1:30 pm to 4:30pm Bendigo Rowing Club

See also the Events Calendar on our website: [www.yarravalleybonsai.org.au](http://www.yarravalleybonsai.org.au)

## YVBS 2014 Show

The YVBS 2014 Show is now just a matter of weeks away, and final preparations and promotions are proceeding at a frantic pace. All members should now have submitted their tree submission forms to President Rudi, and trees for inclusion in the Show should be undergoing final trimming, cleaning and polishing.

The May club meeting on Tuesday 13th May will be a workshop devoted to final tree preparation, so bring along your trees to work on and receive any final advice that may be required.

Trees for the Show can be delivered to the Montrose Town Centre either on Friday afternoon, 16th May, between 4:00pm and 6:00pm, or early on Saturday morning between 8:00am and 9:00am. Pickup after the Show is between 4:00pm and 5:00pm on the Saturday.

Volunteers for duties on the day are still needed - members should advise their willingness to assist to Rudi (yarravallebonsai@gmail.com or 0418 369 852), who will assign you to the work roster.

Irrespective of whether you are able to assist with the work, all members are urged to invite friends, relatives and acquaintances to come to the Show and view the fantastic range of trees that will be on display. You don't need to be a bonsai expert to appreciate the beauty, grace and style of a bonsai tree.

## BONSAI SHOW 2014



**Saturday 17th May 10am to 4pm**

Montrose Town Centre Hall

Next to Montrose Library  
Cnr Leith & Mt Dandenong Tourist Rd  
Montrose, Mel. Ref. 5207  
Running Concurrently With  
Montrose Town Craft Market.  
Adults \$5, Children Free,  
Concessions & Students \$3



- **Demonstrations**
- **Children's Workshop...11am**
- **Special Guests...**
- Bruce Arguet
- Custom made display stands.
- Gavin Delgrosso Designed & printed T Shirts & polo shirts.
- Bonsai Nurseries
- **Raffle**
- **Trade Tables...**
- Plants -Tools -Accessories

Visit our Website  
for further information



### Library Check-out!

YVBS has subscribed to the new bonsai magazine produced by the Association of Australian Bonsai Clubs. Copies of all issues are in the library for perusal or borrowing. Remember, the checkout period for books and other library material is one month. If you check out a book and are not able to make the next meeting, you can return the book to Bill at Morrisons during office hours or even post it to the club PO Box.

### Trade Table Cheque-out!

The trade table has been restocked with new tools, wire and other accessories. Lorraine Simpson and other pots also in stock. Don't forget the club's tool sharpening kit, available for use at meetings. Anything else you would like to see stocked? Just advise at the trade table or to any committee member.



## Vale Bonsai Friends and Legends

It is with great sadness that we farewell our own Warren Saxby who passed away on the 31st March. Warren was well-known to all members as the face on the \$50 note in the Trade Table section of the newsletter, and also for manning the trade table at our club meetings. Warren was a Founding Member of the club, and will be sadly missed for his infectious enthusiasm and his willing contribution to club activities.

Also passing recently were two legends of the international bonsai community in Peter Adams and Harry Tomlinson.

Peter was a world renowned International Bonsai Artist touring many, many countries over the years demonstrating, lecturing, drawing and also promoting many of his brilliant books that he had written and illustrated. He was also a regular contributor to Bonsai Focus Magazine which is distributed all around the world. Peter's drawings of bonsai on which he has workshopped are a prize possession of many proud bonsai owners. Some of us are fortunate to have met Peter and witnessed his work and philosophy during one of his visits to Australia. Peter passed away on 24th November 2013.

Most bonsai practitioners in Australia will best remember Harry Tomlinson for his books on bonsai, with most having at least one in their library. Harry was from the UK and passed away on 2nd March 2014.





## Member Profile

Alan H lives in Wandin North for the past 12 years, is married to Tracey, and has 3 boys (men now).

Alan has always been keen on gardening as he comes from a farming back ground and as a kid he had a large vegie garden and an English Style Garden i.e. lots of rose and camellias etc. His Uncle lived in Melbourne and had a wonderful hot house full of Orchids and rare plant.

Alan's first attempt at bonsai was a poor Juniper that he picked up at a market about 4 years ago. After making a mess out of it at home and feeling sorry for it, he took it along to A-Z Bonsai and Tim assisted him to salvage the poor thing. Tim gave him a pot and some wire and he fell into the trap of buying a few Tree's, a habit which he has still maintained!

He became a member of YBS and learnt a lot by listening to other members and doing courses run by the club. One of the thing he enjoys most about Bonsai is the peace and quiet time with his trees. Eventually he would like to have 10 trees that he could really call his own creation. This would be made up of Maples, Elms, Pines and Azaleas.

Alan would like to thank Craig Wilson for his honesty and direction!!

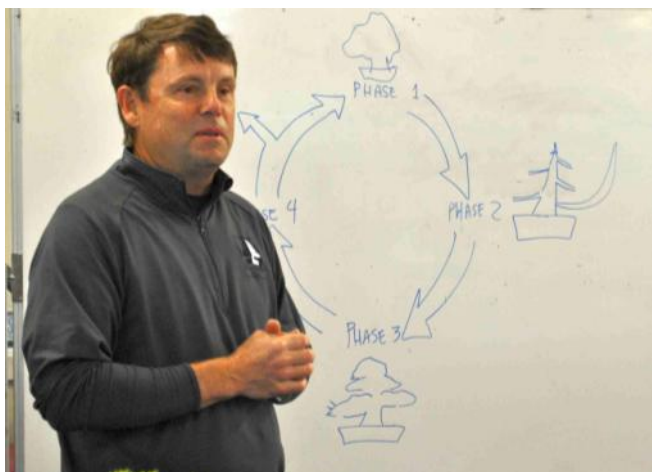


## Robert Kempinski Visit

The club hosted international bonsai artist Robert Kempinski from Florida in USA for a series of workshops and a critique session in March. This was the first international artist to come to our young club, and all participating members and your Committee were thrilled by the quality of Rob's advice and assistance.

Rob is a true gentleman and conducted his workshops with humility, good humour, and a sincere desire to transfer his knowledge and experience equally to all participants and observers. He never stopped working and talking while he was with us, and his endurance is to be admired.

We would be happy to welcome him back again at some time in the future.



Above Left - Rob devoted part of each workshop to explaining his methodology. Above Right - Rob created a drawing of the future vision for each participant's tree. Below Left - Julie's tree lost most of its foliage and transformed into the start of a waterfall-like weeping design. Below Right - Rob was overwhelmed by Mark's crepe myrtle at the critique.



## Craig's Corner

The regular column by Craig Wilson of Gentiana Nursery.

### Preparing trees for show

The purpose of an exhibition is to show the public the very best trees our club has to offer. For many people the only exposure to bonsai they have is very bad trees offered for sale by large hardware chains. It is therefore very important for us to demonstrate exactly what bonsai is all about.

The preparation of a tree for show should really take considerable time ideally it should be a 12 month project to ensure the correct arrangement of foliage, good potting, surface arrangement and correct wiring, however for most of us it's a bit of a look around the collection to see what is looking good at the time.

Conifers, this group of plants can be wired for exhibition providing the wiring is very neat with no crossed wires and no obvious ends showing. All conifers need to have the foliage under the branches removed to give the nice clean lines to important for these trees. If this is a last minute job then the needles should be pulled rather than cut to prevent browned off ends. On pines and cedar in particular this is a very important job to do. On junipers the removal of all the dead or browned off foliage on the internal branches is vital.

Australian native trees. Our coming show in May provides a great opportunity to display native trees at their best. We have had all summer to grow and pinch the foliage so native trees should be thick with ramification and covered in new growth at this time of year. The most important task for native trees is feeding and pinching to ensure plenty of colourful new tips on the trees.

Deciduous trees. These trees are traditionally shown in winter to display the fine ramification. Autumn can be a good time if the trees have coloured up well or could be a complete disaster, as they can look very scrappy during this season. Deciduous trees should not be wired for exhibition, as the wiring would be too obvious.

Pot surfaces. First up no weeds. Moss is good but to get a convincing look it needs to be well established. Hastily applied moss is going to look exactly what it is and it is probably better not to use any at all in that case. The best way to establish moss on your trees is to collect it, dry it out then powder it and spread it over the pot. To establish moss in this way is going to take some months.

Make sure the pots are cleaned and unglazed pots can be rubbed with a little olive oil to give them a slight sheen.

Enjoy the show.

## Bonsai Matsu

bonsaimatsu.com

TRAINED  
IN JAPAN!

Call Scott today on 0417 520 383 | [f/bonsaimatsu](https://www.facebook.com/bonsaimatsu)



before...

AFTER!



before...

AFTER!



before...

AFTER!

### COURSES TO CHOOSE FROM:

#### • BEGINNERS COURSE

This course is designed for those new to bonsai and you get a solid foundation to start your bonsai journey on.

New

#### INTERMEDIATE COURSE - Seasonal

This includes training and advice on horticultural principles, wiring, repotting, defoliation, design principles and the like. There are a minimum of 4 sessions throughout the year and you only pay for the training as you do it.

#### • SPECIALIST COURSES

- Japanese Black Pine - Summer Decandling
- Japanese Black Pine - Autumn Bud Selection and Styling
- Wiring Techniques

Small Class Sizes (maximum of 3 people)

Bring along your trees and/or work on my trees

Comprehensive Course notes provided!

### Discounted Rates for Club Members!

- 3 hour session normally \$120. Discounted for club members to \$80.

Prices may vary for the specialist courses.

**Services Available:** • Repotting • Styling and Shaping • Tree Minding • Personalised Training



[bonsaimatsu.com](https://www.bonsaimatsu.com)



[scott@bonsaimatsu.com](mailto:scott@bonsaimatsu.com)

Keep in touch on Facebook!



[f/bonsaimatsu](https://www.facebook.com/bonsaimatsu)



Like



## Tree Profile: Chinese Emperor Plum - *Osteomeles schweriniae*

**General information:** *Osteomeles schweriniae* is one of 20 species of the family Rosaceae and is native to China and other parts of the Pacific Ocean. Its flowers are white and resemble those of hawthorn species. They flower from late spring to early summer. It produces small, white, round berries that are actually pomes. The fruits are edible and can be eaten raw or used to make jellies and jams. The fruits have a sweet flavor. *Osteomeles* is grown in gardens as an ornamental plant, but it's also used successfully for bonsai.

**Lighting and Temperature:** The *Osteomeles* needs exposure to full sun, but protected from the wind, for example next to a wall. They are able to withstand frost down to -10 °C. Due to its versatility it has the ability to tolerate a wide range of temperatures and light conditions.

**Watering:** Always water moderately, but deeply (dipping) - for example once every week, twice weekly if it is hot - subject to pot size and location. Very little watering in winter, they resist drought well.

**Feeding:** Feed between spring and autumn, no feeding during the winter months. Use a balanced organic fertilizer.

**Pruning and wiring:** They can be pruned in late winter to remove old branches or to control its growth.

Can be wired, but it's easier to shape this species by clip and grow, however, they do respond to wiring well.

**Propagation:** Cuttings of half-ripe wood, 5 - 8cm with a heel, mid to late summer. Pot up in the autumn and overwinter in a greenhouse, success rate is fair to good (70% - 80%). Layering and seed by placing in well-drained soil, seeds germinate very slowly if they do.

**Repotting:** Spring is the best time to repot, but it can be done at any time if given proper aftercare.

The soil should be rich in organic matter and be well drained.



**Pests and diseases:** They can be attacked by fungus diseases, if the humidity is too high, or by over watering. Its best treated pre-emptively with a systemic fungicide, used before flowers thicken excessively. In late winter, a broad-spectrum insecticide treatment is also advised to prevent the attack of aphids and mealybugs. Always remember that treatments are practiced when there are no flowerings.

**Styles:** Great for many styles including cascades, semi-cascade and rock plantings, informal, slanting and windswept. Very good for shohin and mame bonsai!



## Ask Mr. Miyagi.....



**Q. Mr Miyagi, Is it ok to wire and repot my Japanese maple now?**

**A.** As the seasons have changed and we are now in autumn, your Maple is no doubt changing color, dropping its leaves and getting ready to enter its dormancy period. This is an important time in your tree's life cycle as it protects the tree's delicate foliage against the harsh winter cold and frost. As your tree gets ready to go dormant, it saves water and sugars inside it to sustain it through this period and to provide energy that it can use to push new buds in the spring. With your tree dormant, it is the ideal time to study your bare tree and make plans for the next season. Think of how you can improve the tree's structure, its ramification and its styling.

When we get to the end of the winter period and into the beginnings of spring, it will be time to wire your tree, and to make your changes to the branch structure to suit your

vision, as it will be fully exposed and free of leaves. The bare branching makes it easy to identify those that need re-positioning, need added movement or need to be removed altogether. Branches may be shortened by removing thicker leggy branching in favor of smaller uniform twigging. This creates taper to the branches and tighter ramification closer in to the trunk.

If you prune too early, you could force your tree out of dormancy and back into a growth cycle. It is better to wait until late winter or early spring, just when you see the tree starting to move before you go to work.

With your branches sorted, you should be safe enough to repot the tree without placing too much stress on it. With correct after-care, the roots will grow quickly and the tree will be happy and healthy.

*Members may submit questions to Mr. Miyagi c/o the YVBS web forum or per the club email: [info@yarravalleybonsai.org.au](mailto:info@yarravalleybonsai.org.au)*

## *On The Display Table*



*A selection of trees on the Display Table at the March and April club meetings*



## *Kudos, Accolades and Thanks*

- Thanks to our special guest Robert Kempinski from USA for his good humour and willingness to share his knowledge during his special workshops and critique at our club in March.
- Thanks also to Ian Glew for coordinating Rob's visit to Australia, and making him available to our Club.
- Also a big thanks to members from other clubs and interested individuals who supported our club and attended Rob's workshops and critique.
- Thanks to David R for his contribution to providing promotional banners for the Show, and to Carol P and Ray White Real Estate Mt Evelyn for providing the promo board for the front of the venue.

### **BONSAI ART NURSERY**

**New Trading Hours**


**Mon, Tues, Thur, Fri - 9:00am to 5:00pm**

**Sat, Sun - 10:00am to 4:00pm**

**Closed Wednesday**

**Great selection of bonsai, starters, and pots including a range of quality Japanese pots.**

**236 Old Dandenong Road, Heatherton**





## *Bonsai Calendar: May - June*

As Autumn draws to a close, your deciduous trees have completed their growth cycle and are in preparation for dormancy. Ever-green varieties may not stop growing completely but their growth rate will slow down dramatically. Among many other tasks, winter is a great time to contemplate styling and restyling your bonsai (especially deciduous trees). Having the ability to see the skeleton of your trees will assist you in improving the basic branch structure and ramification of your bonsai.

Here are a few things to consider over the winter months.

- Remove all fruit and seeds from your trees as it can promote die back and disease.
- Once all the green leaves have changed or fallen you can begin cutting back on deciduous trees to shape with out fear of the tree bleeding.
- After all leaves have fallen, clean up all debris around your bonsai area (including the tops of the pots), to reduce potential homes and hiding places for pests.
- Any trees that have been protected from the summer sun can be pushed back into the open. The winter sun will promote bud development and tighten spring growth.
- Adjust your watering routine as your trees will be using less water. Rain may be more common. Avoid over watering at this time of year as trees are extremely susceptible to root rot. Keep deciduous trees on the dry side to promote autumn colour.
- If possible, make a habit of watering at the warmest part of the day. This will give the excess water a chance to drain before the cold nights.
- Keep an eye on pots that get completely covered with moss. This may interrupt the water intake and increase the chance of root rot.
- May and June are the best times to do heavy pruning and shaping to most conifers.
- Wire and bend branches while trees are on the dry side of the watering cycle. This will improve the flexibility of the branches.
- Fertilizing isn't required for any dormant trees, but evergreens can still benefit from a light feeding.

## *National Bonsai Collection - Canberra*

The Curator of the National Bonsai and Penjing Collection in Canberra, Leigh Taafe, has announced the appointment of an Assistant Curator. This will be Shannon Young from Queensland, who has over 22 years of bonsai experience at many levels. Shannon will assist with the ongoing refinement of bonsai that has been donated to the Collection.



### CHOJO FEATURE TREES

136 York Road, Mt Evelyn

0434 622 565

chojo.com.au

jbaroo@yahoo.com

Saturday, Sunday 10:00am to 5:00pm



- Check out the new bonsai on display in the gallery
- New advanced field grown stock (XXL Japanese Black Pines)
- Natives Natives Natives – advanced Huon Pines, Casuarinas, Banksias, Tea Trees, Nothofagus, Figs and more
- Book in for a private workshop to improve or redesign your bonsai
- Copper wire now available

Like us on Facebook and receive a trident maple starter (send us a message mentioning this add and we will have one waiting for you)

# ヤラ谷間盆栽会

Volume 5 No 17  
March & April  
2014

Page 8

[www.yarrawalleybonsai.org.au](http://www.yarrawalleybonsai.org.au)

*A group for all lovers of bonsai in the "far east" of Melbourne*



**Yarra Valley Bonsai Society**  
PO Box 345  
Mount Evelyn, Victoria 3796  
Australia

*Looking Ahead to  
May & June 2014*



Our "**Novice Course**" with Craig Wilson starting on Tuesday 6<sup>th</sup> May, has been **cancelled** due to not enough participants and will be re-launched in a different format on 19<sup>th</sup> August 2014. More details to follow closer to the date.



Our monthly meeting on 13<sup>th</sup> May will start with an Overview/Review Session on "**Bonsai Progression**" by Bill McKernan! Followed by a "**Last Chance to fine-tune Show nominated Trees**" with Rudi J. Display Table: "Informal Upright & Members Choice".



Friday 16<sup>th</sup> May "**Set-up for YVBS Show**" at Montrose Town Centre Hall, 4:00PM - 6:00PM & Saturday 17<sup>th</sup> May 8:00AM - 10:00AM. **Volunteers appreciated!!!**



Saturday 17<sup>th</sup> May "**D-day**" for "**YVBS SHOW**" at Montrose Town Centre Hall, 10:00AM - 4:00PM. Flyers with more details are available on our website and as hardcopy at our monthly meeting.



Back to "Normal" with our Workshop on Saturday 31<sup>st</sup> May, 2:00 PM - 4:30 PM at Morrisons.



Our monthly meeting on 10<sup>th</sup> June will host a Guest Presentation/Demonstration on "**Shohin**" by Richard Salvado - a night not to be missed! There will be an Overview/Review Session on "**Bonsai Resume - juggling all the Have-To-Do Lists**" by Bill McKernan! Display Table: "Shohin various styles & Members Choice".



Saturday 28<sup>th</sup> June end of month Workshop, 2:00 PM - 4:30 PM at Morrisons.

## *Events from Other Clubs*



Sunday 18<sup>th</sup> May Japan Festival, 10:00AM - 5:00PM, at Box Hill Town Hall & Box Hill TAFE, 1000-1022 Whitehorse Road, Box Hill, Costs: General Public: \$5.00, Free Entry : Children up to Grade 6; Disabled persons (+ 1 attendant) & Seniors Card Holders. <http://www.jcv-au.org/japanfestival/>



Bonsai Society Victoria is holding its **Annual Sale Day** on Sunday 1<sup>st</sup> June, 10:00 AM -12:00 Noon at the Kew Masonic Centre, 31 Strathalbyn St, Kew. Costs: Tables \$35.00, Entry \$2.00 for Buyers.




Bonsai Federation of Australia Sth Inc. is hosting **BONSAI IN BENDIGO 2014** on Saturday 28<sup>th</sup> & Sunday 29<sup>th</sup> June, 9:30AM - 12:30PM & 1:30PM - 4:30PM. Demonstrations and Workshops - featuring Japanese Master **Hirotoishi Saito** together with local experts, at Bendigo Rowing Club, Lake Weeroona, Weeroona Ave, Bendigo. All correspondence and enquiries to: The Secretary Bonsai Federation of Australia Sth Inc. Email: [es-ter6@bigpond.com](mailto:es-ter6@bigpond.com), closing date for applications is 1<sup>st</sup> June 2014.



For those who can't attend the workshops in Bendigo, Bonsai Society of Victoria will be holding a series of workshops with Hirotoishi Saito from Tuesday 1st July to Tuesday 8th July at Aurora School, 96 Holland Rd, Blackburn South. All enquiries to Quentin Valentine ph 0411 137 613 or email [eventsbonsaivic@gmail.com](mailto:eventsbonsaivic@gmail.com)



**YVBS FORUM:** Our club has an on-line bulletin board and archive. In addition to the announcements and discussions on topics of bonsai interest, the forum also contains many newsletters from other clubs around Australia, which are kept for approximately six months. There are also other publications including the "Satsuki Society Newsletter" which are archived in the library folder available only to members. If you visit the site and register as a user, please email Rudi via the club gmail so that he may add you as a club member user. Visit our main webpage <http://www.yarrawalleybonsai.org.au> and follow the FORUM link.



**Member Benefits** Refer to the website for a list of discounts to members upon presentation of a current & valid YVBS Membership card. "Freebies" of donated items are also made available from time to time at monthly meetings.

## **ADVERTISERS & SPONSORS:**

Advertising on our website and/or in the newsletter is available for any registered business or sole trader. Society Sponsorship opportunities are capped at three for any year, however supportership opportunities still remain for any business in an area related to the craft of bonsai.

For a prospectus or further information contact Rudi via the society's external email: [info@yarrawalleybonsai.org.au](mailto:info@yarrawalleybonsai.org.au)