



Proud to sponsor the Yarra Valley Bonsai Society

[www.facebook.com/BonsaiRoots2015](http://www.facebook.com/BonsaiRoots2015)

### Quotable Quotes

*Listen to the tree; it tells you where it wants to go.*

John Naka



Proud sponsor of the Yarra Valley Bonsai Society

[www.bonsaisensation.com.au](http://www.bonsaisensation.com.au)



PO Box 345 Mount Evelyn, VIC 3796 Australia

[www.yarravalleybonsai.org.au](http://www.yarravalleybonsai.org.au)

[info@yarravalleybonsai.org.au](mailto:info@yarravalleybonsai.org.au)

Reg. Assoc A0052264P

Pres: Geoff P 0430 130 955

Vice-Pres: Rudi J 0418 369 852

Sec: Lindsay H 0403 800 671

Treas: Julie H 0419 870 240

Marktg: Marlene J 0418 369 852

**The YVBS meets on the second Tuesday of each month now at Cire Services (Formerly Upper Yarra Community House or Morrison House)**

**Old Hereford Road, Mount Evelyn**



Meetings begin at 7:30pm.

**Saturday Workshops are 1-4:30pm on the Last Saturday of the month, at the same venue as monthlies!**

### Inside this issue:

Trade & Lib Update	2
Training Courses	2
Special Member's Sale	2
Member Profile	3
Ballarat Art Gallery	3
Mr Miyagi	3
Bonsai Week, Canberra	4
Kudos, Accolades, Thanks	4
Saturday Workshops	4
Tree Profile - Casuarina	5
On The Display Table	6
Bonsai Calendar	7
YVBS Bonsai Show 2018	7
Looking Ahead	8
Other Events	8
YVBS Forum	8

# The Yarra Valley Bonsai Society Newsletter

## Highlights from March & April 2018

The March meeting featured our own Howard W with a demonstration on styling and bending a quite advanced deodar cedar into a semi-cascade style.

He had an initial plan for the tree and said that he would aim for a cascade, but his back-up if things went wrong was an informal upright! No plan survives contact with the tree!

Howard explained that cedars are very "springy" - they can be easily bent but would tend to spring back to their original shape if wire is removed too early.


At the end of the night, Howard finished up with creditable semi-cascade cedar with a small crown and the beginnings of tiered foliage pads, but commented that additional work was required at home. He also hadn't ruled out the option of changing the style to an informal upright in the future!



Above - Howard with his competed semi-cascade cedar.

Left - Rudi explaining Bonsai Styles..

The April meeting began with a Bonsai Basics session by Rudi J on Bonsai Styles. Rudi started with an illustration of a chart showing the changing growth characteristics of trees at various levels up a mountainside. The trees changed from upright at the bottom of the mountain, through to slanting, informal upright, semi-cascade to cascade and finishing at the top of the slope as wind-swept. He introduced these as the six basic bonsai styles, and then continued on to say that there are varying forms that can incorporate different styles. Forms can include, for example, a forest planting which could have within it upright, slanting or even wind-swept styles. Another form could be twin trunk which could be in the upright or slanting style, and Neagari or exposed root which could be a form using most of the styles.



The remainder of the April meeting was devoted to the Team Challenge, where members split into teams which were each presented with a young cedar tree and the challenge to create the best bonsai that they could within a 75 minute time period.

Continued Page 2

### Calendar Dates:

- 8th May (Tuesday) YVBS Monthly Meeting. 7:30pm. Cire.
- 20th May (Sunday) Japan Festival. 10am to 5pm. Box Hill.
- 26th May (Saturday) "Last Saturday of the Month" Workshop. 1:00pm. Cire.
- 2nd June (Saturday) Satsuki Society Meeting. 1:30pm. Bonsai Art, Heatherton.
- 12th June (Tuesday) YVBS Monthly Meeting. 7:30pm. Cire.
- 23rd and 24th June (Saturday & Sunday) YVBS 2018 Show. Wandin Public Hall, Wandin North.
- 30th June (Saturday) "Last Saturday of the Month" Workshop. 1:00pm. UYCH.

See also the Events Calendar on our website: [www.yarravalleybonsai.org.au](http://www.yarravalleybonsai.org.au)

*Highlights from March & April - Cont. From Page 1*

All members had a lot of fun and created some very creditable bonsai - some of which may feature as prizes on our raffle table in the future!

*Below - The teams and their creations.*



## *Special Member's Sale*

Our member Ron S. is terminating his involvement with bonsai due his changing circumstances, and held a special sale day at his property in Macclesfield where he put his entire collection of literally many hundreds of advanced bonsai trees and trees in development on the market at quite amazing prices. Many members attended and most of us departed with more trees than originally intended, such was the quality and value of the material on offer.

Probably two-thirds of Ron's entire collection was sold on the sale weekend, but he still had enough left to take 4 tables at the BSV sale earlier this month! While we are sorry to see Ron depart the scene, we are immensely thankful for the opportunity to acquire some of Ron's handiwork and can assure him that they will be well looked after in the future.

*Right - Some of Ron's trees at the start of the sale.*



### **library Check-out!**

YVBS has subscribed to the Bonsai Focus magazine. Copies of all issues are in the library for perusal or borrowing. Remember, the checkout period for books and other library material is one month. If you check out a book and are not able to make the next meeting, you can return the book at a workshop or even post it to the club PO Box.

### **Trade Table Cheque-out!**

The trade table has been restocked with new tools, wire and other accessories. Imported and local pots also in stock. Don't forget the club's tool sharpening kit, available for use at meetings. Anything else you would like to see stocked? Just advise at the trade table or to any committee member.





## Member Profile

*Geoff is our current president and a founding member of our club, but has not yet been featured here! Sorry Geoff.....here it is!*

Geoff lives in Ringwood with wife Lynn, and has 3 grown daughters and one grandson. He is retired now but previously worked in retail sales and administration.

Geoff's father in law was a member of the Bendigo Bonsai Club for some time and passed on his interest to Geoff, along with one of his trees. After encouragement from his wife, he attended a training session at Bonsai The Imagination Tree when in Silvan, and subsequently became a founding member of YVBS. While work commitments previously limited his time, he is now able to devote more time to his hobby and to develop his knowledge and tend his trees more successfully.

Geoff has a number of trees in training but only a couple that he considers real bonsai at this stage. His collection consists of a mixture of deciduous and evergreens, and includes elms, maples, conifers, figs and azaleas. His long term goal is to develop his knowledge and skills to a more competent level and to create some good, mature examples of bonsai.



## Ask Mr. Miyagi.....



**Q.** Some of my native bonsai trees have dense webs forming in some of the foliage, and the branches seem to be dying. What is it and what can I do?

**A.** Ah, I suspect that the trees in question are probably of the *Leptospermum* genus, commonly known as tea trees.

While these make excellent subjects for development as bonsai, they are susceptible to a variety of pests of which the most common is the tea tree web moth, or webbing caterpillar, which attacks usually the lower branches of tea trees and sometimes melaleucas.

The caterpillar feeds on the foliage of most of the smaller-leaf species, matting the leaves together with webbing and filling it with their droppings. This can cause complete defoliation in small plants and may even cause death.

The easiest and safest means of control, if the problem is found early enough, is to remove the mass of grubs and webbing with the fingers or with tweezers and squash it. If spraying is considered necessary, a systemic spray such as Confidor must be used, as contact sprays are mostly ineffective. A product called Yates Success has also been reported as being of some effect.


Check your trees regularly - infestation can appear and develop very rapidly!

*Members may submit questions to Mr. Miyagi c/o the YVBS web forum or per the club email: [info@yarravalleybonsai.org.au](mailto:info@yarravalleybonsai.org.au)*

## Ballarat Art Gallery Exhibition

In what was possibly the first bonsai exhibition in an art gallery in Australia, the Ballarat Art Gallery staged "In the Shadow of Summer - An Exploration of Design Through Bonsai" over an extended weekend in March. Coordinated by Jeff Barry of Chojo Feature Trees in Sassafra, the exhibition of around forty high-quality bonsai also featured a number of trees by our own member Craig W alongside Jeff's own trees and those of other associates.

The exhibition was well-staged and attracted a good number of visitors over the Begonia Festival weekend in Ballarat. It is to be hoped that this venture will encourage other art galleries throughout Australia to step forward with future exhibitions of our art form.



**NEW PRODUCT LINE**....for those starting out or with a handful of bonsai, I have introduced a **50/50** mix of **ORCHIATA PINE BARK** and **DIATOMITE 2-7mm** in a **20L bucket @ \$25.00**. Also available are **DIATOMITE 35L bags @ \$25.00** and **ORCHIATA PINE BARK 40L bags (3-6 or 6-9mm) @ \$30.00**. **ORCHID POTS** are available in a range of sizes. To order call Julie **0419 870 240** or email [julie@bonsairoots.com.au](mailto:julie@bonsairoots.com.au)



## Members at Bonsai Week in Canberra

Bonsai Week 2018 was held at the National Arboretum in Canberra in late March, and our club was represented at the Bonsai Master Classes by Rudi J and Howard W.

Visiting internationals were Carlos van der Vaart and Yannick Kiggen, who conducted a dual demonstration for the appreciative audience on the Friday night, and then conducted the Master class workshops over the weekend.

Rudi attended the Saturday session, as a contributor to the National Bonsai Collection. In the morning he worked on a NZ Christmas tree with Carlos, and in the

afternoon transformed a Harlandii box with Yannick.

Howard attended the Sunday session as a YVBS-nominated representative, working with Carlos on a shimpaku juniper in the morning session and on a pine with Yannick in the afternoon session.

Both Rudi and Howard found the guest experts extremely knowledgeable and easy to work with, and both were very happy with the results of their efforts. Four candidates for our Show in June!

*Above right - Rudi working with Yannick on his Harlandii box.*

*Left - Howard discussing his shimpaku juniper with Carlos.*

## Kudos, Accolades and Thanks

- To Tien from Bonsai Sensation for providing and delivering the trees used in the Team Challenge event at the April Meeting, and for assisting the various teams in the styling exercise.
- To Scott at Dynamite Printing for producing the Show Flyers

## End-Of-Month Saturday Workshop

There is always something interesting to see and do at the regular Last Saturday of the Month Workshop. All members and guests are encouraged to drop in with or without their trees, to do some work on their "babies", to watch other members and learn from their activities, or just to have a chat.

Many current members had their first introduction to our club through dropping in at a Saturday workshop. Encourage your relatives, friends, colleagues or associates who have shown any interest in the art or in gardening activities in general to come along and check us out.

There is always plenty of helpful and practical advice on hand for those who need it.

*Right - Patrick did some serious bending on a cedar at the March Saturday Workshop*



**Bonsai Sensation Nursery**



**Trading hours: Monday to Friday 9:00am – 5:00pm**

**Weekends 10:00am – 4:00pm**

Visit our website [www.bonsaisensation.com.au](http://www.bonsaisensation.com.au) for more information



## Tree Profile: *Casuarina* and *Allocasuarina*

**General:** According to Wikipedia - *Casuarina* & *Allocasuarina* are genus's in the family Casuarinaceae with together of over 90 species, native to Australia, the Indian subcontinent, southeast Asia, and islands of the western Pacific Ocean. They were once treated as the sole genus in the family, but have been split into four genera (see: Casuarinaceae).

A great native for bonsai use, which could easily rival the Japanese Black Pine for its appearance - if styled accordingly and its hardiness. Although referred to by some as the "Australian Pine" or She Oak, it is not related to the pine or oak families.

**Lighting & Temperature:** Full sun (is best) to partial shade. Frost tolerant to -4.0°C to -8.0°C pending on location!

**Watering:** Casuarinas are thirsty, but tolerate dry soil between watering. Don't allow to dry out and remain dry! Young plants benefit from soaking during dry spells. Good drainage is critical to prevent root rot!

**Feeding:** Liquid fertilizer monthly during growth periods. Slow release native fertilizers like Osmocote can be used when re-potting.

**Pruning and Wiring:** Hard pruning and foliage reduction is possible provided it's done prior to the new season growth start! Casuarina will develop a mass of re-growth everywhere; new branches will form quickly for a complete re-style of the tree. "Clip and grow" achieves excellent results. Shorten the needles by twisting and pinching, which will not cause browning like cutting does. Wiring can be done anytime, taking care to protect the delicate bark and branches. Do not wire while the plant is setting buds, wire only woody shoots!

**Repotting:** Early spring is best just prior to bud swelling. Avoid removing the soil and roots immediately around the trunk - not too much root disturbance. Add some washed coarse river sand to your bonsai mix for good drainage.

**Propagation:** Cuttings in autumn or from seeds in spring and air-layering. Collecting from rivers banks, road sides and private property. Permission should always be obtained from land owners! Cut the leaves back and keep/mix some soil from the collection area with your potting mix.

**Pests and diseases:** Scales, mealybugs, spider mites - use specific pesticides. Root rot if poor drainage.

**Styles:** Every style and form of bonsai is possible including shohin and mame!

### Just to name a few species suitable for Bonsai:

***Casuarina cunninghamiana*** - River She Oak, with a dense rough bark and grayish green foliage.

***Casuarina glauca*** - Swamp She Oak, has a light brown rough bark with slender drooping branches.

***Casuarina equisetifolia*** - Beach or Coastal She Oak, also called "Australian Pine" with a rough dark grey bark and much branched grey-green twigs

***Allocasuarina littoralis*** - Black She Oak, an upright fast growing species with fine branchlets and a tough deeply furrowed bark.

***Allocasuarina torulosa*** - Forest or Rose She Oak, slender growth with maroon color in winter.

***Allocasuarina decaisneana*** - Desert Oak, is an attractive, medium-sized, slow-growing tree in dry desert region. It has a cork-like bark that is deeply furrowed and instead of leaves the tree has long segmented branchlets.

**Note:** Steven Hantos from AusBonsai achieved this great *Casuarina cunninghamiana* styled like a "Pine" over five years from an advanced nursery stock - see progression on link <http://www.ausbonsai.com.au/forum/viewtopic.php?f=56&t=6215>!



## On The Display Table



A selection of trees on the Display Table at the March and April meetings. All apart from the first four are shohin and mame size which are enlarged to show the detail.



## BONSAI ART NURSERY

New Trading Hours

Mon, Tues, Thur, Fri - 9:00am to 5:00pm


Sat, Sun - 10:00am to 4:00pm

Closed Wednesday

Great selection of bonsai, starters, and pots including a range of quality Japanese pots.

[www.bonsaiart.com.au](http://www.bonsaiart.com.au)

236 Old Dandenong Road, Heatherton





## *Bonsai Calendar: May - June*

As Autumn draws to a close, your deciduous trees have completed their growth cycle and are in preparation for dormancy. Evergreen varieties may not stop growing completely but their growth rate will slow down dramatically. Among many other tasks, winter is a great time to contemplate styling and restyling your bonsai (especially deciduous trees). Having the ability to see the skeleton of your trees will assist you in improving the basic branch structure and ramification of your bonsai.

Here are a few things to consider over the winter months.

- Remove all fruit and seeds from your trees as it can promote die back and disease.
- Once all the green leaves have changed or fallen you can begin cutting back on deciduous trees to shape with out fear of the tree bleeding.
- After all leaves have fallen, clean up all debris around your bonsai area (including the tops of the pots), to reduce potential homes and hiding places for pests.
- Any trees that have been protected from the summer sun can be pushed back into the open. The winter sun will promote bud development and tighten spring growth.
- Adjust your watering routine as your trees will be using less water. Rain may be more common. Avoid over watering at this time of year as trees are extremely susceptible to root rot. Keep deciduous trees on the dry side to promote autumn colour.
- If possible, make a habit of watering at the warmest part of the day. This will give the excess water a chance to drain before the cold nights.
- Keep an eye on pots that get completely covered with moss. This may interrupt the water intake and increase the chance of root rot.
- May and June are the best times to do heavy pruning and shaping to most conifers.
- Wire and bend branches while trees are on the dry side of the watering cycle. This will improve the flexibility of the branches and so reduce cracking or breaking.
- Fertilizing isn't required for any dormant trees, but evergreens can still benefit from a light feeding.

## *2018 YVBS Show*

Planning is well underway for our 2018 Bonsai Show to be held at the Wandin North Public Hall on the weekend of 23rd and 24th June. A promotional flyer has been printed and will be appearing on various notice boards around the area. All members are encouraged to assist with the distribution of the flyers within their own individual circles to broaden our coverage to the maximum audience that we can reach. Copies can be obtained from Alan H at any club event.

Remember that this is YOUR Show, and it is important that all members take advantage of the opportunity to show off the results of their hobby to their peers and to the public in general, to encourage the wider adoption of bonsai activities and hopefully attract more members to our club. It is expected that all levels of bonsai will be displayed, from advanced through intermediate to beginners, and that all members will put forward at least one of their trees for inclusion in the Show.

There is also a lot to be done on the days of the Show in setup, manning and cleanup, and we hope that all members will put their names forward for inclusion on the roster for whatever time that they can make themselves available.

Look around your collection with a view towards selecting trees that could be made ready for showing. There will be a workshop night at our normal June meeting dedicated to preparing trees for the Show which will add the finishing touches to our trees, but much work can be done before this. More details will be made available as the Show organisation progresses

## *BONSAI SHOW 2018*



*Saturday 23<sup>rd</sup> & Sunday 24<sup>th</sup> June 10:00am - 4:00pm*

*Wandin North Public Hall*

*Warburton Hwy Cnr Clegg Rd, Wandin North*

- Kids and Beginners class Sunday between 1:00pm & 3:00pm
- Ikebana Demonstration Sunday 10:30am to 12:30pm
- Bonsai Demonstration Saturday 1:30pm to 3:30pm
- Members & Trade Table Sales Saturday and Sunday
- Free Entry - Gold Coin Donation!



Yarra Valley Bonsai Society  
PO Box 345  
Mount Evelyn, VIC 3796  
Australia  
www.yaravallebonsai.org.au  
ABN: 92 566 355 686

# ヤラ谷間盆栽会

Volume 5 No 41  
March & April  
2018

Page 8

[www.yarrawalleybonsai.org.au](http://www.yarrawalleybonsai.org.au)

*A group for all lovers of bonsai in the "far east" of Melbourne*



**Yarra Valley Bonsai Society**  
PO Box 345  
Mount Evelyn, Victoria 3796  
Australia

*Looking Ahead to  
May & June 2018*



Our monthly meeting on 8<sup>th</sup> May will be a "**Presentation on Flowering and Fruiting Trees**" by Michael Simonetto. **NOT TO BE MISSED!** There will be **NO Bonsai Basics Review**. Display Table: "**Autumn Colors & Members Choice**".



Our "**Novice Course**" with Craig Wilson is still under consideration and further advice will be given in due course! Typically it will run for two hours per evening for five consecutive Tuesdays, 7:00 PM - 9:00 PM at Cire Services - former UYCH, Mt Evelyn. Registration with Marlene on [mjerlitschka@iprimus.com.au](mailto:mjerlitschka@iprimus.com.au) or at the meetings/workshops.



Our monthly workshop will be on Saturday 26<sup>th</sup> May, 1:00PM - 4:30PM at Cire Services - former UYCH.



Our monthly meeting on 12<sup>th</sup> June will be a **Talk on "Show Preparation"** with Rudi & Marlene J, followed by a workshop "**Getting Trees ready for the Show**" & **Swap and Sale** with our own Gurus! There will be **NO Bonsai Basics Review!** Display Table: "**Informal Upright Style & Members' Choice**".



**YVBS BONSAI SHOW** on **Saturday 23<sup>rd</sup> & Sunday 24<sup>th</sup> June from 10:00AM - 4:00PM** both days, at Wandin North Public Hall, Warburton Hwy Cnr Clegg Rd, Wandin North. **FREE ENTRY - "Gold Coin" Donation only!**



Our monthly workshop will be on Saturday 30<sup>st</sup> June, 1:00PM - 4:30PM at Cire Services - former UYCH.



## Other Events



Sunday 20<sup>th</sup> May **Japan Festival**, 10:00AM - 5:00PM, at Box Hill Town Hall & Box Hill TAFE, 1000-1022 Whitehorse Road, Box Hill, Costs: General Public: \$5.00, 6-11 years old \$3.00, Free Entry for Children up to 5 years old; Disabled persons (+ 1 attendant) & Seniors Card Holders; Persons in Kimono, Yukata or full cosplay. Check out their website for more details - <http://www.jcv-au.org/japanfestival/>




**Satsuki Interest Group Meeting** on Saturday 2<sup>nd</sup> June, 1:30PM - 4:30PM, at "Bonsai Art" Nursery, 236 Old Dandenong Road, Heatherton.



YVBS FORUM: For new members, it bears repeating that our club has an on-line bulletin board and archive. In addition to the announcements and discussions on topics of bonsai interest, the forum also contains many newsletters from other clubs around Australia. These are to be found (surprise, surprise) in the folder entitled "Newsletters from Other Clubs" and are kept for approximately six months. There are also publications such as "Bonsai Magazine" and the "Satsuki Society Newsletter" which are archived in the library folder available only to members. If you visit the site and register as a user, please email Rudi via the club gmail so that he may add you as a club member user. Just visit our main webpage

<http://www.yarrawalleybonsai.org.au> and follow the FORUM link on the left to the forum.



**Member Benefits** Refer to the website for a list of discounts to members upon presentation of a current & valid YVBS Membership card. "Freebies" of donated items are also made available from time to time at monthly meetings.

## ADVERTISERS & SPONSORS:

Advertising on our website and/or in the newsletter is available for any registered business or sole trader. Society Sponsorship opportunities are capped at three for any year, however supportership opportunities still remain for any business in an area related to the craft of bonsai.

For a prospectus or further information contact Rudi via the society's external email: [info@yarrawalleybonsai.org.au](mailto:info@yarrawalleybonsai.org.au)