



Proud to sponsor the Yarra Valley Bonsai Society

[www.facebook.com/BonsaiRoots2015](http://www.facebook.com/BonsaiRoots2015)

### Quotable Quotes

*Killing trees is the tuition you pay for learning bonsai.*

*John Naka*



Proud sponsor of the Yarra Valley Bonsai Society

[www.bonsaisensation.com.au](http://www.bonsaisensation.com.au)



PO Box 345 Mount Evelyn, VIC 3796 Australia

[www.yarravalleybonsai.org.au](http://www.yarravalleybonsai.org.au)

[info@yarravalleybonsai.org.au](mailto:info@yarravalleybonsai.org.au)

Reg. Assoc A0052264P

Pres: Geoff P 0430 130 955

Vice-Pres: Rudi J 0418 369 852

Sec: Lindsay H 0403 800 671

Treas: Julie H 0419 870 240

Marktg: Marlene J 0418 369 852

The YVBS meets on the **second Tuesday** of each month now at **Cire Services** (Formerly Upper Yarra Community House or Morrison House)

Old Hereford Road,  
Mount Evelyn



Meetings begin at 7:30pm.

**Saturday Workshops** are 1-4:30pm on the **Last Saturday** of the month, at the same venue as monthlies!

### Inside this issue:

YVBS Bonsai Show 2018	1
Trade & Lib Update	2
Member Profile	3
Additional Show Images	3
Presentation to Garden Club	4
Yamadori	4
Kudos, Accolades, Thanks	4
Flowering/Fruiting Bonsai	5
Tree Profile - Juniper	6
On The Display Table	7
Bonsai Calendar	8
Saturday Workshop	8
Looking Ahead	9
Other Events	9
YVBS Forum	9

# The Yarra Valley Bonsai Society Newsletter

## Highlights from May & June 2018

The May Club meeting featured a special presentation by Michael Simonetto on Flowering and Fruiting Trees, and what a treat it was - a slideshow which contained such a wealth of information that it is summarised in a separate article later in this newsletter. Michael is a popular bonsai presenter and demonstrator at our club because of his breadth of expertise and his willingness to share, well-illustrated again at the May meeting.

The June meeting was all about the upcoming YVBS Bonsai Show, starting off with a presentation by Rudi and Marlene on preparing trees and pots for display, and followed by a workshop where they and others gave detailed advice to members on preparing their specific trees for the Show.



Above - Michael Simonetto at the May meeting on Flowering and Fruiting Trees.



Left - show preparation at the June meeting.

## YVBS Bonsai Show 2018

The long-awaited YVBS Bonsai Show has been and gone, and what a great Show it was. Held on Saturday and Sunday 23rd and 24th June at the Wandin North Public Hall, it included a number of 'firsts' for us:

- First time to be held over two days rather than a single day
- First time in Wandin, outside of the metropolitan area
- First time to feature a combined Childrens and Beginners Workshop
- First time to include formal demonstrations (of bonsai techniques and Ikebana flower arrangement).

*Continued Page 2*

### Calendar Dates:

- 10th July (Tuesday) YVBS Monthly Meeting. 7:30pm. Cire.
- 20th July to 23rd July (Friday to Monday) AABC Convention. Mantra Bell City, Preston.
- 28th July (Saturday) "Last Saturday of the Month" Workshop. 1:00pm. Cire.
- 7th August (Tuesday) YVBS Monthly Meeting. 7:30pm. Cire.
- 11th & 12th August (Saturday & Sunday) Waverley Bonsai Group Annual Bonsai Show. Mt Waverley.
- 21st August (Tuesday) YVBS Tutorial Workshops commence. 7:00pm. Cire.
- 25th August (Saturday) "Last Saturday of the Month" Workshop. 1:00pm. Cire.
- 1st September (Saturday) Southern Exposure Nursery Trp.

See also the Events Calendar on our website: [www.yarravalleybonsai.org.au](http://www.yarravalleybonsai.org.au)

## *YVBS Bonsai Show 2018 - Cont. From Page 1*

The display area contained over 100 bonsai combining high-quality trees and intermediate quality trees to showcase the full range of our members' activities. Notable display features were the 20-odd native bonsai on the stage area, and the very nice Tokonoma display facing the entrance (thanks to Margaret and David S).

Around 500 people visited over the course of the two days, and the most pleasing part of this was that most were from the general public of the Yarra Valley and beyond, so we succeeded in bringing the art of bonsai to the attention of people not currently in the hobby, hopefully piquing their interest and perhaps leading to future members. As it was, we had 6 new members join over the weekend, and quite a number more who we are hopeful of turning up at future YVBS workshops and/or meetings.

Tien of Bonsai Sensation did a great job at his formal demonstration on the Saturday afternoon, as witnessed by the fact that he has around 30 people sitting down watching for the duration of his session. Lara Telford also had a good audience for her Ikebana demonstration on the Sunday morning, many of whom had returned after viewing the Show on the Saturday, just to see her work. 23 people in total completed the Childrens/Beginners Workshop - fortunately we had enough trees and pots so that none were turned away and all departed with their very first bonsai, ably constructed by themselves under the direction of Victor B and assisted by YVBS members.

The Sales area was well-patronized and it was pleasing watching all of the acquired trees and pots departing the venue in the hands of their new owners. We hope that main sellers Bonsai Sensation and Michael Simonetto, along with YVBS members offering stock for sale, were happy with their sales.

All visitors voted on their favourite tree in the show, and the worthy winner of "Most Popular Tree in Show" was John G with his spruce and Kingsville box landscape.

Five raffle prizes were on offer, and the lucky winners were:

- Wine - Lynda B
- Cedar tree - Judi
- Marg Fenn Pot - Colin
- Tracey Francis Pot - Val G
- Orchiata Potting Mix - Charlie W

Congratulations to all club members who participated, assisted or visited the Show, you should all be very proud of your efforts and of the Club for arranging such a fine event. Following the success of this one, roll on the 2019 Show?



*Above - The Tokonoma display at the Show entrance*

*Below - Winner of "Most Popular Tree in Show" - John G.*



### **library Check-out!**

YVBS has subscribed to Bonsai Focus magazine. Copies of all issues are in the library for perusal or borrowing. Remember, the checkout period for books and other library material is one month. If you check out a book and are not able to make the next meeting, you can return the book at a workshop or even post it to the club PO Box.

### **Trade Table Cheque-out!**

The trade table has been restocked with new tools, wire and other accessories. Lorraine Simpson and other pots also in stock. Don't forget the club's tool sharpening kit, available for use at meetings. Anything else you would like to see stocked? Just advise at the trade table or to any committee member.





## Member Profile


Adam M has been a member of our Club since 2010. Born in Poland, he is an electronics Engineer and is married with one daughter.

He initially became interested in bonsai in Poland, but did not get his first tree until after arriving in Australia - a present from his wife. Now he can justifiably blame her for his bonsai spending!

Adam initially joined Waverley Bonsai Group in 1996, had a few years break, and then discovered YVBS in 2010. He credits the many presenters and workshops organized by the club for shaping his bonsai skills.

His bonsai collection includes around 50 trees, and his favourite species are pines, maples and cedars. He has a few Australian natives. His current preference is to acquire developed trees and fine tune them, rather than developing from young trees.

Adam also enjoys horse riding and working on his hobby farm.



## Additional Show Images



**NEW PRODUCT LINE**....for those starting out or with a handful of bonsai, I have introduced a **50/50** mix of **ORCHIATA PINE BARK** and **DIATOMITE 2-7mm** in a 20L bucket @ **\$25.00**. Also available are **DIATOMITE 35L bags @ \$25.00** and **ORCHIATA PINE BARK 40L bags (3-6 or 6-9mm) @ \$30.00**. **ORCHID POTS** are available in a range of sizes. To order call Julie **0419 870 240** or email [julie@bonsairoots.com.au](mailto:julie@bonsairoots.com.au)



## *Presentation to YV Garden Club*

YVBS accepted an invitation to deliver a presentation on Bonsai at the Yarra Valley Garden Club meeting in Warburton on Monday 18th June. Fortuitously, this was just before our Show so it gave us the opportunity to publicise our event as well as to introduce the art of Bonsai to a wider local audience. Lindsay H gave the presentation and President Geoff P was along to assist. Lindsay and Geoff brought along some of their own trees to illustrate the presentation and as discussion points.

78 Garden Club members braved a cold and frosty night to attend our talk, which covered the history and basics of our hobby. Considerable interest was shown by their members as evidenced by the number of questions at the conclusion of the talk, and the discussion afterwards over coffee and refreshments. Many Garden Club Members also brought in their own bonsai as a display and to seek advice.

As a promotional activity, the event could be considered a great success, as many attendees visited our Show on the following weekend and came up to thank us for our presentation.



## *Yamadori*

Yamadori is the Japanese term for bonsai stock material which is dug up from the ground. Some members have expressed a desire to obtain stock in this manner, and the club has been searching for opportunities for a few years now. We now have three possible yamadori options:

- Victor B, a member of our club but also president of BSV, has kindly offered us the opportunity to participate in BSV yamadori digs, no future dates yet, stay tuned.
- Member Christiaan O has advised that a number of advanced conifers will be removed from the Monbulk Netball Club, and has offered our members the opportunity to dig them first - may be a little large for us at 150-200mm dia. trunks.
- There is another possible opportunity coming up where participating members can dig a selected plantation tree for a fee. Probably some time in July. Wait for separate email advice.

Any members interested in participating in any of these activities should register their interest with Marlene at any meeting or workshop, or via [yarravalleybonsai@gmail.com](mailto:yarravalleybonsai@gmail.com), or by ringing Rudi 0418 369 852.

## *Kudos, Accolades and Thanks*

- To Tracey of Murrumbung Studio Ceramics for donating a pot for our Show raffle.
- To Marg Fenn of Hachinoki Bonsai for donating a pot for our Show Raffle.
- To Julie H of Bonsai Roots for donating a bag of Orchiata Pine Bark for our Show raffle.
- To Tien of Bonsai Sensation for donating a tree for our Show raffle, and for his very popular demonstration at the Show.
- To Lara Telford and assistant Bev for her fabulous ikebana demonstration at the Show.
- To Victor B for running the larger than expected Childrens/Beginners Workshop at the Show.
- To David R for modifying our Show banners.
- To Karen Mulholland for her assistance in arranging an extremely good deal on the Wandin North Public Hall for our Show.

## **BONSAI SENSATION NURSERY**


**MONDAY TO FRIDAY** 9:00am – 5:00pm / **WEEKENDS** 10:00am – 3:00pm

**PHONE** 8794 9668 / **MOBILE** 0425 722 827

253 Centre Road, Narre Warren South, VIC 3805

We have more than 30,000 plants for sale, including an extensive range of pots, tools, wire, and soil. Lessons, plant boarding, and restyling are also available.

Visit our Facebook page and website [BONSAISENSATION.COM.AU](http://BONSAISENSATION.COM.AU) for more information





## Flowering and Fruiting Bonsai

*Notes from Michael Simonetto's Presentation at the May meeting.*

Trees can be propagated by:

Seed. Most seeds need cold stratification, soak overnight in water, then keep at 4C at bottom of refrigerator for 3 months in moist vermiculite. Sow seed in Sep/Oct in high quality potting mix covered with 3-4mm vermiculite. Light is extremely important.

Cuttings. Mist and apply bottom heat, or cover with plastic bag or bottle, in mid to late spring. Use rooting hormone, and light is again important.

Layering. Mid spring to mid summer using wire tourniquet, remove any flowers first. Easy – wisteria, forsythia, citrus, jasmine, cherry, azalea. Difficult – apricot, pear, plum, hawthorn.

Use potting mix of 1 part loam, 2 parts commercial potting mix, 2 parts sand. Orchid/peat mix is too open, if using this, add peat or commercial potting mix. Pot up after 3-12 months, then fertilise and put in sunny position. Soil pH should be 4.5 to 5 for azalea, 5.5 to 7 for the rest. Orchid pine bark has a pH of about 6, diatomite is neutral.

Always plant on an angle, and remove the taproot from seedlings. Select roots which are at a 45 degree angle to the soil, and evenly spread around trunk. Cover quite a bit of the stem with soil to make sure that roots are covered.

Add fertilizer to flowering and fruiting trees when potting up. High nitrogen content delays flowering and reduces life of flowers and fruit. Best NPK ratio is 10-2-8 or similar ratio.

Light is the most important factor for flowering and fruiting – better if a tree gets slightly burnt rather than leaving in the shade. Light promotes a healthy growth state. Only put in shade if temperatures get above 34C.

Growing trees in a pot is easier but slower through root growth retardation. Growing in the ground is up to 5 times faster. Dig up every two years for root work. Chinese quince and apricot can tolerate extensive root pruning.

Carry out developmental pruning once trunk thickness is achieved. Cut to an appropriate branch or bud. Use standard directional pruning. Try to prune to 2 buds, and repot every 1 – 2 years. In the initial training stage, do not allow flowers, and especially remove fruit. Even for developed trees, only allow fruiting every second year.

### FLOWERING BONSAI

Azaleas and rhododendrons – In the development stage, repot before flowering period and remove flower buds in the autumn. Let it grow wild and wire for shape. Bare root every few years. Needs an acid potting mix, fertilise at quarter to half strength.

Gardenias – Slow to thicken, and need an acid potting mix. They are prone to root rot, so use a very open potting mix. Add gypsum every now and then, and only allow to flower every second year.

Forsythia – Easy to grow, has a massive root system, repot every year cutting off 75% of the root ball. Flowers on bare wood.

Bougainvillea – Likes to be slightly root-bound. Repot every 2-3 years. Does not heal wounds, so must be carved.

Cherry – Does not like wiring or pruning, so prune early on young shoots – allow new growth to extend to 7 leaves, then prune back to 2. Seal all cuts. Short growing season. Repot every year.

Flowering Apricot – Good to develop in the ground. Can stand severe pruning. Wire early as the wood is brittle. Wood can be carved. Can be grown from seed, cuttings are difficult – try mid-summer. Fertilise well.

Wisteria – Repot every second year with a light root prune. Water and feed well – excessively so! Thin leaves in mid-summer to allow light in to set flower buds for following year. Shape mainly by pruning. The Chinese variety is easier to grow and flower. Position in full sun.

Flowering Quince – Repot every year. Train mainly by pruning – wire only for directing branches. Pot late autumn – repot even when in bud. Very thirsty plants, and also feed well. Very important to seal pruning cuts, even on large roots.

Serissa – very fine root system, which is very susceptible to drying out. Best potting mix is 1 part cocoa peat, 1 part fine soil or clay, 1 part sand, all put through a 5mm sieve, and also remove fines. Alternatively, add some cocoa peat to normal bonsai mix. Be content with a small well-formed tree.

Native Flowering plants – good varieties for flowering include certain callistemon varieties, and kunzea pulchella – small red flowers in winter.

### FRUITING BONSAI

Crab Apple – Only let fruit every second year. It needs two different varieties to successfully and optimally fruit. Repot in the autumn for maximum flower/fruit set. Repot in spring during the development stage. Repot every year. Grow from seed or grafting. Use defoliation techniques for ramification. Add dolomite a couple of times a year (lime). Very easy to graft.

Pomegranate – Requires a well-drained medium, loses leaves if over-wet. Prune as for azaleas, watch for die-back. Flowers on short branches. Add lime occasionally.

Persimmon – Try Princess Persimmon *diospyros rhombifolia*. Persimmon is dioecious (requires male and female tree to raise fruit on the female tree). Somewhat sensitive to root pruning.

Japanese Winter Holly – *Ilex serrata*. Beautiful berries all winter. Dioecious. Very sensitive to dryness. Very brittle branches. Good for group plantings.

Dwarf Kumquat – *Kinzu Fortunella hindsii*. Citrus variety, fruiting in winter. Grown from seed or cutting. All citrus varieties need strong fertilization during the growing period. Leaf colour should be dark green. Acid potting mix.

Pyracantha and Cotoneaster – Self-pollinating. Feed and water well during growing period, although too much nitrogen in the fertilizer can cause fruit dropping.

In general, defoliation is used to control strong branches, especially on crab apples. Leave small and horizontal branches alone. Cut strong branches back to 2 buds after defoliation.

It is essential that trees in flower and fruit never lack water, but they should also regularly dry out between watering. The trees use much more water when in flower and fruit.

Do not allow your tree to stagnate – regularly repot every year until it is around 10 – 150 years old. As a tree approaches maturity, use a finer potting mix which forces finer root growth – 2-3 mm mesh.

## Tree Profile: *Juniper - Juniperus*

**General:** According to Wikipedia - *Juniperus* are genuses in the cypress family Cupressaceae with about 60 species of juniper widely distributed throughout the world. They are evergreen with needle-like and/or scale-like leaves. They can be either monoecious or dioecious. The most popular variety for Bonsai is the 'Needle' Juniper - either Japanese or Chinese. The scale-like leaved one 'Shimpaku' is quite underrated in Australia, but favored in Japan and by myself too (not prickly)!

Many Bonsai Masterpieces are Shimpaku and Masahiko Kimura is known for having many outstanding Shimpaku.

It is one of the best beginner trees in the Bonsai world due to its forgiving nature and the ease of styling them.

**Lighting & Temperature:** Full sun, but in summer partial shade. Frost tolerant to about - 8.0°C! Junipers prefer a humid condition and a humidity tray can help in providing the right level - but don't sit them in to the water to avoid root rot!

**Watering:** Don't allow to dry out and remain dry! Young plants benefit from soaking during dry spells. Good drainage is critical to prevent root rot, don't over water! They benefit from frequent misting to keep the pores dust free - during the growing season spray daily!

**Feeding:** Fortnightly with high nitrogen fertilizer in early spring, don't fertilize in hot summer. Slow release works well with a low level on nitrogen fertilizer in autumn and NO feeding in winter. Rather under than over fertilize ... it could kill them!

**Pruning and Wiring:** Pinching continuously from spring to autumn, but DON'T remove ALL growing tips - it will weaken your tree! If you cut the needles they'll turn brown. Junipers can handle hard pruning as well!

Wiring can be done anytime with care, best in autumn or early winter. Due to the flexibility of the trunk and branches whilst young heavy bends can be made easily. Older trees need to be protected with raffia or tape - watch out for the at times brittle deadwood! Depending on the age of the tree the wire can remain on from 3 months to a year, watch the wire over the summer month. "Clip and grow" achieves excellent results as well.

**Repotting:** Early spring is best when new buds appear. Avoid too much root disturbance, but remove any rotting or sick roots. For a better recovery don't remove more than about 25% Add some washed coarse river sand to your bonsai mix for good drainage. Young trees every two years, older ones only every three to five years.

**Propagation:** Hardwood cuttings and air layer in spring, softwood or from seeds in autumn.

**Pests and diseases:** Scales, spider mites, webworms, aphids and needle miners - use specific pesticides. Rust fungus and root rot if poor drainage.

**Styles:** Every style and form of bonsai is possible! Great with Driftwood, Jin, Shari, Phoenix graft and for Landscapes too!

### Just to name a few species suitable for Bonsai:

***Juniperus chinensis* - Chinese Juniper**, showing juvenile needle-like leaves, adult scale-leaves.

***Juniperus procumbens* – Ibuki Juniper**, very common as Bonsai with needle-like green leaves.

***Juniperus squamata* - Flaky Juniper**, valued for its needle-like bluish foliage and compact habit.

***Juniperus chinensis* 'Shimpaku' - Shimpaku Juniper**, its attractive scale-like leaved and beautiful bark make this one of the top candidates for bonsai.

***Juniperus communis* - Common Juniper**, it has needle-like leaves in whorls of three; the leaves are green, with a single white stomatal band on the inner surface.

***Juniperus rigida* - Temple or Needle Juniper**, open habit with graceful drooping branches with green needle-like and scale-like leaves. It is much loved as Bonsai with many fine and old examples.



Above - Photo courtesy of Wikipedia





## *On The Display Table*



*Trees on the Display Table at the May and June meetings.*



## *BONSAI ART NURSERY*

**New Trading Hours**

**Mon, Tues, Thur, Fri - 9:00am to 5:00pm**


**Sat, Sun - 10:00am to 4:00pm**

**Closed Wednesday**

**Great selection of bonsai, starters, and pots including a range of quality Japanese pots.**

**[www.bonsaiart.com.au](http://www.bonsaiart.com.au)**

**236 Old Dandenong Road, Heatherton**





## *Bonsai Calendar: July - August*

Most species that are used for bonsai are hardy (able to withstand freezing) however, when grown in containers they do not have the ability to bury their roots deep into the ground, which insulates them from the cold. The Melbourne climate rarely reaches zero (freezing) or sub zero temperatures but protecting your trees from the winter elements may still be necessary. Be wary of extremely wet weather as having your trees saturated for extended amounts of time may lead to problems through rotting of the roots, which is invariably fatal!

Having the ability to inspect the detailed branch structure of your deciduous trees in winter provides an excellent opportunity to consider restyling your trees. Here are a few tips to get you through the winter.

- Monitor the weather and protect your bonsais from excess rain, wind and cold. Find the most protected area in your yard. Place them undercover if necessary.
- Keep your trees as well drained as possible. Place bricks or blocks of wood under your bonsais to ensure water is escaping the pot and air is circulating around and under your trees
- Carefully inspect each tree and make any changes that will improve your bonsai. Remember the busy potting season is not far away so having your wiring and pruning complete before this time will take the pressure off.
- Avoid the temptation to repot too early. Wait until the buds start to swell before attempting this procedure.
- Prepare your potting medium and place in a dry area. Organize any other items needed for potting (root picks, mesh, scoops etc.)
- Consider what pot you will use for each of your trees. Place them next to the bonsais that they will be paired with.

It is difficult to predict the changing of the seasons. Trying to schedule with the use of a calendar may lead to problems. Watch your trees carefully and let them guide you.

## *End-Of-Month Saturday Workshop*

The regular last Saturday of the month workshop is an ideal opportunity for members to drop in to work in the trees, seek advice or assistance from other members, check out what others are working on, or just have a cup of tea and a chat. There is always something worth seeing! Many current members had their first introduction to the club at a Saturday workshop, and following the success of our Show and the interest expressed there by many of the visitors, we expect this to continue. Please greet any visitors in a friendly manner, welcome them to the Club, and share information on the activities being carried out.



**[www.bonsaisensation.com.au](http://www.bonsaisensation.com.au)**

253 Centre Road  
Narre Warren South  
VIC 3805

Contact us on:

Mobile: 0425 722 827

Landline: (03) 8794 9668

Email: [bonsaisensation@hotmail.com](mailto:bonsaisensation@hotmail.com)





# ヤラ谷間盆栽会

Volume 5 No 42  
May & June  
2018

Page 9

[www.yarrawalleybonsai.org.au](http://www.yarrawalleybonsai.org.au)

*A group for all lovers of bonsai in the "far east" of Melbourne*



**Yarra Valley Bonsai Society**  
PO Box 345  
Mount Evelyn, Victoria 3796  
Australia

*Looking Ahead to  
July & August 2018*



Our monthly meeting on 10<sup>th</sup> July will be a "**Presentation on Suiseki & Rocks**" by Victor Byrd!

There will be **NO Bonsai Basics Review**. Display Table: "**Suiseki & Rocks & Members Choice**".



Our monthly workshop will be on Saturday 28<sup>th</sup> July, 1:00PM - 4:30PM at Cire Services - former UYCH.



Our monthly meeting on 7<sup>th</sup> August will start with a **Bonsai Basics Review on Re-potting** by Alan H, followed by a **Workshop Night & Swap and Sale** with our own Gurus! Display Table: "**Nebari & Members' Choice**".



"**Tutorial Workshops**" with Craig Wilson are planned - subject to adequate interest/registration, to commence on Tuesday 21<sup>st</sup> August and running for two hours per evening for five consecutive Tuesdays, 7:00 PM - 9:00 PM at Cire Services - former UYCH, Mt Evelyn (hopping the September monthly meeting), finishing on 25<sup>th</sup> September. Registration with Marlene on [mjrlitschka@iprimus.com.au](mailto:mjrlitschka@iprimus.com.au) or at meeting nights. Costs: Approximately \$100.00 for five sessions - subject to number of participants!



Our monthly workshop will be on Saturday 25<sup>th</sup> August, 1:00PM - 4:30PM at Cire Services - former UYCH.



Nursery Trip "**SOUTHEASTERN EXPOSURE**" on Saturday 1<sup>st</sup> September, covering the Din San Wholesale Nursery, Bonsai Art Nursery, Marg Fenn's Hachinoki Bonsai Pottery, and Collectors Corner! Wait for separate email re the Nursery trip closer to the date.



## Other Events



Bonsai Northwest in partnership with AABC Ltd is hosting the **31<sup>st</sup> AABC National Bonsai Convention** from the 20<sup>th</sup> to 23<sup>rd</sup> July 2018 at the Mantra Bell City, 215 Bell St, Preston, Vic  
**BONSAI Exhibition** - Entry: Adults \$5.00, Children under 15 free with adult!



WBG Annual Bonsai Show, Saturday 11<sup>th</sup> August 2018, 10:00AM - 4:40PM & Sunday 12<sup>th</sup> August 2018, 10:00AM - 4:00PM, at Mount Waverley Community Centre, Stephenson's Road & Miller Crescent, Mount Waverley. Admission: Adults \$5, children under 16 free!

All Members please note - Membership Renewals are due on 1st July for the 2018/2019 Club financial year. \$30 individual membership, \$40 family membership. Payment can be made at any Club event, or by direct deposit to the Club account (BSB 633-000, Acc. No. 134721257), please insert name in refer-



YVBS FORUM: For new members, it bears repeating that our club has an on-line bulletin board and archive. In addition to the announcements and discussions on topics of bonsai interest, the forum also contains many newsletters from other clubs around Australia. These are to be found (surprise, surprise) in the folder entitled "Newsletters from Other Clubs" and are kept for approximately six months. There are also publications such as "Bonsai Magazine" and the "Satsuki Society Newsletter" which are archived in the library folder available only to members. If you visit the site and register as a user, please email Rudi via the club gmail so that he may add you as a club member user. Just visit our main webpage

<http://www.yarrawalleybonsai.org.au> and follow the FORUM link on the left to the forum.



**Member Benefits** Refer to the website for a list of discounts to members upon presentation of a current & valid YVBS Membership card. "Freebies" of donated items are also made available from time to time at monthly meetings.

## ADVERTISERS & SPONSORS:

Advertising on our website and/or in the newsletter is available for any registered business or sole trader. Society Sponsorship opportunities are capped at three for any year, however supportership opportunities still remain for any business in an area related to the craft of bonsai.

For a prospectus or further information contact Rudi via the society's external email: [info@yarrawalleybonsai.org.au](mailto:info@yarrawalleybonsai.org.au)