



www.atozbonsai.com.au

**Supporting Our
local club....**



Proudly sponsoring the Yarra
Valley Bonsai Society

www.orientbonsai.com.au

www.sasheda.com.au

Official Sponsor of the
YVBS



PO Box 345 Mount Evelyn, VIC
3796 Australia

www.yarravalleybonsai.org.au
info@yarravalleybonsai.org.au

Reg. Assoc A0052264P

Pres: Rudi J 0418 369 852

Sec: Lindsay H 0403 800 671

Treas: Julie H 0419 870 240

Marktg: Marlene J 0418 369 852

**The YVBS meets on the
second Tuesday of each
month now at Morrison's
(Morrison House)
Old Hereford Road,
Mount Evelyn**

*Informal 'Review & Overview'
sessions begin at 7:00pm with
a call to order at 7:30.*



118 B8

Saturday Workshops are 2-
5pm on the **LAST** Saturday of
the month, at the same venue
as monthlies!

Inside this issue:

YVBS Forum	2
Accolades, Kudos & Thanks	2
Ask Mr Miyagi	3
Kids' Workshop	3
Trade & Lib Update	3
Craig's Corner	4
Tree Profile - Chamaecyparis	5
The Display Table	6
Membership Renewals	6
Bonsai Calendar	7
New Committee	7
Saturday Workshops	7
Upcoming Events	8
Other Clubs	8

The Yarra Valley Bonsai Society Newsletter

Highlights from May & June 2012

We were fortunate to have a visit from Grant Bowie from the National Bonsai and Penjing Collection in Canberra and Derek (Pup) from WA at the May meeting. Following an informative presentation on the National Collection by Grant, both Grant and Derek passed on some of their vast expertise during a critique session on member's trees.



The June meeting was the Annual General Meeting, where Jeff B and Trevor J stood down due to other commitments, and we welcomed Peter M to the Committee of Management. Other changes were Mike C accepting the Vice-President role, and Marlene J stepping up to become Marketing and Membership Director.

The meeting also included an Overview/Review session by Jeff on winter care for our bonsai, and finished with a light-hearted trivia quiz session moderated by Trevor J.

The May and June months also included the first two Nursery Crawls - South-East to Dinsan, Bonsai Art, Collectors Corner and Gardener's Gate; and Northern to Gardenworld, Orient Bonsai, and Baloc Bonsai. A good time was had by all attendees, and some nice purchases were made.

Continued on Page 2

Above— Grant and Derek, watched carefully by Rudi, offer advice to Ross at the May critique session.

Below— Officer's reports at the Annual General Meeting in June.



Calendar Dates:

- 3 - 10 July (Tuesday - Tuesday) Hiro-toshi Saito Workshops - See Other Events section on last page.
- 10 July (Tuesday) YVBS Monthly Meeting. 7:00pm Morrisons.
- 14 & 15 July (Saturday & Sunday) SaJo Ceramics Open Weekend. 10:00am to 5:00pm. 2/5 Gatwick Rd Bayswater.
- 28 July (Saturday) YVBS "Last Saturday of the Month" Workshop. 2:00pm Morrisons.
- 11 & 12 August (Saturday & Sunday) Waverley Bonsai Group Show. 10:00am to 5:00pm Mt Waverley Community Centre.
- 14 August (Tuesday) YVBS Monthly Meeting. 7:00pm Morrisons.
- 21 August (Tuesday) Advanced Tutorial Workshop Commences. 7:00pm Morrisons
- 25 August (Saturday) YVBS "Last Saturday of the Month" Workshop. 2:00pm Morrisons.

See also the Events Calendar on our website: www.yarravalleybonsai.org.au

Highlights from May and June - Continued from Page 1

Right - Winding down after the AGM with a bit of trivia (Not sure whether the use of a world globe is quite within the rules guys!)

Below - Happy buyers on the Nursery Crawl at Orient Bonsai.



A number of YVBS members attended the 25th National AABC Bonsai Convention, held in Melbourne this year at the Bell City Hotel in Preston, where they enjoyed the informative program led by guest international bonsai master Boon Manakitivipart from USA, ably supported by several Australian bonsai experts.

The Convention next year will be held in Canberra, and members are encouraged to attend to enjoy what promises to be another

Club member Victor B delivered a presentation on Bonsai principles to the Montrose Gardeners at The Bridge Community Centre in Montrose in May. Victor is well-versed in his subject, having delivered similar presentation to many community groups around the Eastern Suburbs. His talk was well-illustrated by bonsai from his own collection which was on display.

About a dozen gardeners attended, many bringing along their own bonsai for assessment and advice from Victor.

We have already gained one new member from the attendees - Tony B joined our Club at the June meeting - and another came along to the May end-of-month workshop for detailed styling assistance on her spruce bonsai.



Middle Right—Part of the bonsai exhibition associated with the AABC National Convention.

Right—Victor in full-flight at his Montrose presentation.



Kudos, Accolades & Thanks

- To retiring Committee members Jeff B and Trevor J - thanks for your valued contribution.
- To A to Z Bonsai Starters for supplying the juniper stock at a very reasonable price for use in the Kids' Workshop.
- To Andrea B for very capably running the Kids' Workshop.

YVBS FORUM: For new members, it bears repeating that our club has an on-line bulletin board and archive. In addition to the announcements and discussions on topics of bonsai interest, the forum also contains many newsletters from other clubs around Australia. These are to be found (surprise, surprise) in the folder entitled "Newsletters from Other Clubs" and are kept for approximately six months. There are also publications such as "Bonsai Magazine" and the "Satsuki Society Newsletter" which are archived in the library folder available only to members. If you visit the site and register as a user, please email Rudi via the club gmail so that he may add you as a club member user. Just visit our main webpage

Ask Mr. Miyagi.....



Q. I really like that white dead wood on some of the trees I have seen. Can I do it to my Chinese Elm?

A. What you are talking about, we call a "Jin" and "Shari". A Jin is usually a branch that has been stripped of its foliage and bark to create the impression of an old limb that has been dead on the tree for a long time. A Shari is a section of trunk that has been stripped of bark to create a dead wood feature. Both of these techniques are used to create the illusion of age. We treat the Jin and Shari with Lime Sulfur to bleach the dead wood and give it the impression of timber that has been dead for some time.

When trees mature in nature, they will naturally select the strong healthy branches to push food to and the smaller weaker branches are discarded. The branches on a deciduous or broad-leaf tree will generally rot quickly and fall from the tree; however a branch on a conifer will lose its bark and whiten, bleached by the sun. It is important to note that Jin's and Shari are for use on conifers and are usually not found on deciduous or broadleaf trees. If you try and put a Jin on a deciduous tree, it will look un natural and it will be very difficult to preserve.

So, in answer to your question – No you should not create a Jin on your Elm.

Members may submit questions to Mr. Miyagi c/ o the YVBS web forum or per the club email: info@yarravalleybonsai.org.au

Kids' Workshop

The Club has run Kids' Workshops periodically to introduce the younger generation to the art of bonsai and to encourage them to take up the hobby at an age where they can most benefit from the most important aspect of bonsai creation - Time!

The latest Kids' Workshop was held in response to a request from the Heatherdale Girl Guides at a special Saturday troop meeting at their hall in Mitcham. Sixteen girls ranging in age from 8 to 12 created their own bonsai from juniper nursery stock, under the direction of club member Andrea B, with additional assistance from Rudi J, Marlene J, Mike C, and Lindsay H.

The girls showed a lot of creativity in their design and especially in the finishing touches - gathering moss and pebbles from the grounds around the hall to add accents to their bonsai master-pieces.

Thanks to A to Z Bonsai Starters who supplied the juniper stock, and thank you also to the Heatherdale Girl guides for the opportunity to introduce bonsai to the girls, and for their kind gift on Girl Guide Cookies to all participating YVBS members.

Guide Leader Felicity presented a Certificate of appreciation to YVBS at the conclusion of the workshop.



Library Check-out!

YVBS has subscribed to the new bonsai magazine produced by the Association of Australian Bonsai Clubs. Copies of all issues are in the library for perusal or borrowing. Remember, the checkout period for books and other library material is one month. If you check out a book and are not able to make the next meeting, you can return the book to Bill at Morrisons during office hours or even post it to the club PO Box.

Trade Table Cheque-out!

The trade table has been restocked with new tools, wire and other accessories. Don't forget the club's tool sharpening kit, available for use at meetings. Anything else you would like to see stocked? Eg special Japanese tools, branch-benders, etc. Just advise at the trade table or to any committee member.



Craig's Corner

The regular column by Craig Wilson of Gentiana Nursery.

Root Work on Deciduous Bonsai

It is fast approaching the season to begin root pruning and potting deciduous trees. The work required on this group of plants is going to be dependant on the species and age of the trees. Correct treatment of the roots during the early stages of a tree's development will make root pruning in later years a very quick and easy task.

It is important to remember that root pruning is only part of the transplanting process probably a more important function is changing the potting mix, trees will not flourish if one third of the pot is taken up with old stale potting mix, once again if the root work has been done correctly this is a very quick job.

Most deciduous tree species have the advantage of being able to throw out new growth from almost anywhere on the plant even very old wood, as it is for the top of the tree so it is with the roots. This means that very hard root pruning is completely viable, so if you have purchased or grown trees which have not had the correct root work done in early development these problems can be overcome. This kind of heavy root pruning should only have to occur once in a tree's life. It is best to leave this type of root work until very late in the winter or early spring just before the trees begin to bud. The reason for this is that you don't want large scars to be sitting in cold wet potting mix all winter, better that they begin to grow almost immediately after the work is done.

It is much better if you never have to do this kind of heavy root pruning, if you are buying pre-bonsai stock and paying pre-bonsai prices it is perfectly valid to ask about the nature and frequency of the root work, which has been done, on a plant.

One of the main objectives of root pruning is to develop a root ball, which is mostly fibrous, or feeder roots, almost all the roots below soil level should be of this nature. If your pot is full or old stale mix these roots will never develop and you will have a pot full of woody structural roots, which are neither use nor ornament. A finely developed root mass will also make it much easier to develop a finely ramified tree.

Combing the root ball is another part of the transplanting process, you should be able to run a chopstick through the root mass as you would a comb through your hair so all the roots flow out evenly from the trunk. Any roots growing straight down under the trunk should be removed as should roots growing across the root ball. I like to scar the underside of the trunk with parrot beak cutters, this forces the base of the tree to flair creating a sense of stability in the pot.

Once you have developed a nice evenly spread root system further maintenance is just so easy and root work is minimal.



Spring is in the Air!

To celebrate, for the month of August only, we have the following discounts for YVBS members:

Sashi-Eda Bonsai Mix, 25 litre - 50% Discount

All Bonsai Nursery Stock - 40% Discount



Bonsai - The Imagination Tree
A Division of KnoxCare Ltd
136 York Rd.
Mt.Evelyn Vic 3796

phone 03 9737 0851
fax 03 9737 1995
www.sashieda.com.au

Tree Profile - *Chamaecyparis* (False or Hinoki Cypress)

General Information: *Chamaecyparis* is a genus of conifers in the cypress family Cupressaceae, native to eastern Asia and western and eastern North America. In the nursery trade it is often incorrectly known as "false cypress" for lack of other common name. They are medium - sized to large evergreen trees growing from 20 - 70 m tall. It has dark green foliage, and attractive, shredding, reddish-brown bark which peels off in long narrow strips.

Lighting: Full sun to semi shade is the preferred location. Without proper lighting, lower and inner branches brown and die, which is a serious problem, because *Chamaecyparis* will not bud back on old wood! Keep out of strong drying winds, they can cause foliage die-back.

Watering: Can be touchy, some varieties are very vulnerable to root rot. However, unlike most genera that like it dry, false-cypresses tend to drink a lot of water, especially when in an active growth phase. Never let them dry out completely. The best strategy is to use very fast-draining soil, water moderately, allow it to dry somewhat between waterings, and supplement watering with frequent misting.

Feeding: Every two weeks, from early spring to mid autumn. *Chamaecyparis* doesn't like lime; an extra tip is to water occasionally with 2 teaspoons/9 ltr Epsom salts. This will provide added magnesium which gives the foliage an intense blue.

Pruning and wiring: The major styling challenge for false cypress is the fatal combination of die-back from lack of light, rapid growth and refusal to bud on old wood. If *Chamaecyparis* isn't pruned constantly, inside and lower branches will die and never grow back, making bonsai maintenance a headache. The tree is best shaped through constant pinching of new foliage - never use scissors to prune as foliage browns where cut. Most false cypresses are easy to wire, but branches may take a while to set and may need to be re-wired several times to avoid cutting in to the tree. Can be wired at any time of year, but as wiring seems to sap the vigor of the plant, it is best to wait three months after repotting to wire.

Propagation: Cuttings can be taken from young wood in July or August. Hinoki cypress cuttings will root readily. Can be grown from seed, but needs cold pre-treatment and may take up to a year to germinate. Veneer grafting can be used on Hinoki cypress in summer.

Repotting: Every two to four years in early to mid spring for young trees, every three to five years for older ones. Your soil mix will depend on your conditions: fast-draining is the best idea for most people. Hinoki cypress roots easily, and may need to be repotted every second year, removing as much as 1/3 to 1/2 of the root.

Pests and diseases: Juniper scale can be controlled by applying pesticides when the crawlers are active. The bagworm webs dead foliage and other debris together to make a nest. Blight can be a problem on young plants in nurseries or old plants in landscape situations. In young plants, branch tips turn brown and die back until the whole branch or young tree is killed. Trees over five years old are less susceptible. When older trees in landscapes are affected by tip blight, entire trees are seldom killed. Tip blight can infect trees during wet weather. Scorch may look like a disease but is caused by excessive direct sun, freezing stress, drought or mites. Scorch may look like a disease but is caused by excessive direct sun, freezing stress, drought or mites.

Some species suitable for bonsai:

- *C. lawsoniana*, reddish brown bark and bright green foliage with purplish brown cones.
- *C. obtusa*, reddish brown bark and dark green, fanlike foliage, which turns reddish in the winter.
- *C. pisifera*, Sawara cypress - has reddish-brown bark and pointy foliage like young junipers
- *C. thuyoides*, Andelyensis Conica cypress - white cedar with a dense cone of blue-green foliage.



Bonsai—The Imagination Tree

Bonsai, starters, potting mix, pots, training courses, bonsai maintenance services.

25 % discount applies for any bonsai club members on green stock, soil and tools.

136 York Road, Mt Evelyn

Tel: 03 9737 0400

Melway Ref 120 D1

www.sashieda.com.au

On the Display Table



Top Left: A pyracantha in all its glory; Top Right: Lemon-scented teatree; Bottom Left: Mirror Bush; Bottom right: nice selection of mame and shohin at the June meeting;



YVBS Membership Renewals

Memberships are due for renewal on 1 July 2012. Fees for the 2012/2013 year are:

Individual Membership	\$30	Family Membership (all at same address)	\$40
Joining Fee (for new members only)	\$10		

Invoices have been emailed or mailed to all members. Fees may be paid by cash or cheque to Julie at any Club meeting or workshop, by mail to YVBS, PO Box 345, Mt Evelyn 3796, or by direct deposit to the YVBS account at Bendigo Bank, BSB 633-000, Account No. 134721257, mentioning member name in the reference field.

The Club has a varied and interesting program planned for the coming year, and we encourage all existing members to continue their membership and remain involved with our growing, dynamic club. Remember also that your membership entitles you to discounts at selected nurseries.

BONSAI ART NURSERY

New Trading Hours


Mon, Tues, Thur, Fri - 9:00am to 5:00pm

Sat, Sun - 10:00am to 4:00pm

Closed Wednesday

236 Old Dandenong Road, Heatherton

<http://www.bonsaiart.com.au>



Bonsai Calendar: July - August

By Jeff Barry

Most species that are used for bonsai are hardy (able to withstand freezing) however, when grown in containers they do not have the ability to bury their roots deep into the ground, which insulates them from the cold. The Melbourne climate rarely reaches zero (freezing) or sub zero temperatures but protecting your trees from the winter elements may still be necessary. This year has turned out to be an extremely wet year and having your trees saturated for extended amounts of time may lead to problems.

Having the ability to inspect the detailed branch structure of your deciduous trees provides an excellent time to consider restyling your trees. Here are a few tips to get you through the winter.

- Monitor the weather and protect your bonsais from excess rain, wind and cold. Find the most protected area in your yard. Place them undercover if necessary.
- Keep your trees as well drained as possible. Place bricks under your bonsais to ensure water is escaping the pot and air is circulating around and under your trees
- Carefully inspect each tree and make any changes that will improve your bonsais. Remember the busy potting season is not far away and having your wiring and pruning complete will take the pressure off.
- Avoid the temptation to repot too early. Wait until the buds start to swell before attempting this procedure.
- Prepare your potting medium and place in a dry area. Organize any other items needed for potting (root picks, mesh, scoops etc.)
- Consider what pot you will use for each of your trees. Place them next to the bonsais that they will be paired with.

It is difficult to predict the changing of the seasons. Trying to schedule with the use of a calendar may lead to problems. Watch your trees carefully and let them guide you.

New Committee

The Annual General Meeting was held in conjunction with the June Club meeting. Two members retired from the Committee of Management - Jeff B stood down from the Vice-President position, and Trevor J from the general member position. The remaining old committee members were re-elected unopposed, and Peter M was elected as a new general member.

The New Committee of Management is:

Rudi J - President

Mike C - Vice-President (previously Marketing and Membership Director)

Lindsay H - Secretary

Julie H - Treasurer

Marlene J - Marketing and Membership Director (previously general member)

Ross R - General Member

Steve M - General Member

Peter M - General Member

End-Of-Month Saturday Workshop

Saturday end-of-month workshops continue to attract members and guests - an informal get-together which is as much about social activities as about the trees.



Above—a hive of activity at the Saturday workshop

Far Left - From this to...Near Left - This! Ross gets carried away with a spruce he was given.

ヤラ谷間盆栽会

Volume 5 No 6
May & June
2012

Page 8


www.yaravalleybonsai.org.au

A group for all lovers of bonsai in the "far east" of Melbourne



Yarra Valley Bonsai Society
PO Box 345
Mount Evelyn, Victoria 3796
Australia

Looking Ahead to July & Aug 2012



Our monthly meeting on the 10th July will feature **Joe Morgan-Payler**, an AABC National Tutor and Demonstrator; he's a member of the Bonsai Society Victoria and Bonsai Northwest. Joe will talk about and demonstrate on "Black Pines". A night not to be missed! He's got his own blog www.nichigobonsai.com which is worthwhile having a look at. There will be no Overview/Review Session. Display Table: "Conifers various Styles" & Members' Choice.



Our monthly workshop will be on Saturday 28th July, 2:00 PM - 4:30 PM at Morrisons.



The monthly meeting on 14th August will start with the Overview/Review Session on Pot Selection - Shape, Size & Colour with our **Steve Manassa**. Followed by the well known **Michael Simonetto**, who'll give a presentation on flowering Prunus, Apricots, Cherries and Wisteria. All his "flowering Stuff" is a delight to look at (and to own!). To pick-up on his secrets you've got to be there! Display Table: "Nebari" and Members' Choice.



On Tuesday 21st August, our Advanced Tutorial Workshop with Craig Wilson will commence. The course will run for two hours per evening for five consecutive Tuesdays, 7:00 PM - 9:00 PM at Morrisons (hopping the September monthly meeting). All dates for the course are listed in the calendar section on our website.



Our monthly workshop will be on Saturday 25th August, 2:00 PM - 4:30 PM at Morrisons.

Events from Other Clubs



The Bonsai Federation of Australia (BFA) is hosting a workshop weekend in Ballarat with the Japanese Master and International Tutor **Hirotoshi Saito**, Saturday 30th June - Sunday 1st July. Followed by a series of workshops with 'Hiro' in Melbourne, hosted by BSV from 3rd July - 10th July with afternoon and evening sessions and a demo session on Sunday 8th July. All **Workshops** are at Aurora School, 96 Holland Rd, Blackburn South, Mel 61 K3. For more details check the [special link](http://www.bonsaisocietyvictoria.com) on their website www.bonsaisocietyvictoria.com - highly recommended for not only participating, but also for observing! Great learning for all levels!!! The **Demonstration** on Sunday 8th July 1:00PM - 4:00PM is at Kew Masonic Centre, 31 Strathalbyn St Kew, Mel 45 G3.



On Saturday 14th & Sunday 15th July, 10:00AM - 5:00PM open weekend at "**SaJo Ceramics**" in their studio at 2/5 Gatwick Rd, Bayswater. Check out their website www.sajohomewares.com for more details. YVBS has done Pottery Classes with them in the past and some of our members are still going there now.



The **Waverley Bonsai Group** will hold their "**Annual Bonsai Show**" on Saturday 11th & Sunday 12th August, 10:00AM - 5:00PM, at Mt Waverley Community Centre Corner of Stephensons Rd and Miller Crescent, Mt Waverley, Mel 70 E1.



Member Benefits Refer to the website for a list of discounts to members upon presentation of a current & valid YVBS Membership card. "Freebies" of donated items are also made available from time to time at monthly meetings.

ADVERTISERS & SPONSORS:

Advertising on our website and/or in the newsletter is available for any registered business or sole trader. Society Sponsorship opportunities are capped at three for any year, however supportership opportunities still remain for any business in an area related to the craft of bonsai.

For a prospectus or further information contact Rudi via the society's external email: info@yaravalleybonsai.org.au