



www.atozbonsai.com.au

**Supporting Our
local club....**



Proudly sponsoring the Yarra
Valley Bonsai Society

www.orientbonsai.com.au

www.sasheda.com.au

Official Sponsor of the
YVBS



PO Box 345 Mount Evelyn, VIC
3796 Australia

www.yarravalleybonsai.org.au
info@yarravalleybonsai.org.au

Reg. Assoc A0052264P

Pres: Rudi J 0418 369 852

Sec: Lindsay H 0403 800 671

Treas: Julie H 0419 870 240

Marktg: Mike C 0414 553 746

**The YVBS meets on the
second Tuesday of each
month now at Morrison's
(Morrison House)
Old Hereford Road,
Mount Evelyn**

Informal 'Review & Overview'
sessions begin at 7:00pm with
a call to order at 7:30.



Saturday Workshops are 2-
5pm on the **LAST** Saturday of
the month, at the same venue
as monthlies!

Inside this issue:

Arthur Robinson W/shops	2
YVBS Forum	2
Getting to Know You	3
Ask Mr. Miyagi	3
Sale Day	3
Craig's Corner	4
Tree Profile—Bucius	5
Printing Services	5
On The Display Table	6
Bonsai Calendar—Jan/Feb	7
Saturday Workshop	7
Upcoming Events	8
Other Clubs	8
Accolades, Kudos, Thanks	8

The Yarra Valley Bonsai Society Newsletter



Happy New Year!



Highlights from November & December 2011

The November club meeting saw a late change to the agenda, with our planned speaker on propagation being unavailable and replaced by multiple demonstrations of air layering techniques by club members Rudi and Steve M, as well as by Craig W with a part defoliation demonstration. Also in November, special guest presenter Arthur Robinson ran very entertaining and informative Sunday morning and afternoon workshops, attended by several YVBS and other club members. Finally, we ran a very successful Sunday sale day with sellers from near and far displaying both advanced and starter bonsai stock at bargain prices...many of which were snapped up by the many buyers who attended during the day.

The December meeting was the Christmas breakup and featured a critique session on members' trees. Constructive suggestions and commentary only—no criticism! This proved very popular and owner's went away with plenty of options to think about.



Above The November club meeting. Left—Craig W demonstrates partial defoliation techniques, Right—Members Rudi J and Steve M busy with multiple air layerings



Below—The December club meeting. Neil H shows his swamp cypress and receives advice



Calendar Dates:

- 10 January (Tuesday) YVBS Monthly Meeting. 7:00pm Morrions
- 12 January (Thursday) First summer workshop with Craig W. 9:30am to 1:30pm at Gentiana Nursery. Following workshops on Sunday 22 January and Sunday 5 February.
- 28 January (Saturday) "Last Saturday of the Month" Workshop, 2:00pm Morrions.
- 14 February (Tuesday) YVBS Monthly Meeting. 7:00pm Morrions
- 18 February (Saturday) Satsuki Interest Group Meeting, 1:00pm at Bonsai Art Nursery
- 25 February (Saturday) "Last Saturday of the Month" Workshop. 2:00pm Morrions.

See also the Events Calendar on our website: www.yarravalleybonsai.org.au

Arthur Robinson Workshop

The club was fortunate to secure the services of respected bonsai artisan and satsuki expert Arthur Robinson from Perth, in association with Waverley Bonsai Group, to run two workshops on Sunday 13th November.

Arthur has been growing bonsai since 1960 and gradually over the last 20 years has concentrated more and more on Satsuki, which have always been part of his collection. He has gathered a wealth of experience during his many stays in Japan, spending time with some of the great Masters. Arthur is an honored guest at one of Japan's main Satsuki producers where he is invited to work on some of their trees.

Workshop participants enjoyed Arthur's relaxed style, and received fresh insight into the future direction for their tree's development.



Above—Arthur discusses the plan of action for Rudi's satsuki!

Below Left—A new potting angle for Will's elm!

Below Right—Gerard from BSV (and NSBC, and BNW) well on the way to a radical foliage reduction on his satsuki.



YVBS FORUM: For new members, it bears repeating that our club has an on-line bulletin board and archive. In addition to the announcements and discussions on topics of bonsai interest, the forum also contains many newsletters from other clubs around Australia. These are to be found (surprise, surprise) in the folder entitled "Newsletters from Other Clubs" and are kept for approximately six months. There are also publications such as "Bonsai Magazine" and the "Satsuki Society Newsletter" which are archived in the library folder available only to members. If you visit the site and register as a user, please email Rudi via the club gmail so that he may add you as a club member user. Just visit our main webpage

<http://www.yarravalleybonsai.org.au> and follow the FORUM link on the left to the forum.

Getting to Know You...

Ron S has recently moved to the local area from Beaufort, past Ballarat, and has been a member of our club for almost 6 months. He is now retired but was formerly self-employed in the horticultural industry.

As a young man, he was interested in growing plants but found that the trees that he wanted to grow would not thrive in the local climate. He found, however, that they would survive in pots, and progressed from there into the world of bonsai, after a visit to a local Bonsai show raised his interest and started the learning process.

He has now been growing bonsai for 40 years, and has 300 bonsai in pots and an additional 400 in various stages of development.

A big job awaits in the near future to relocate these from his previous Beaufort home!



In each newsletter, we profile a member or two as a means of getting to know each other better. In that spirit, and as our group continues to grow, members are reminded to bring their nametag/membership cards to meetings

Ask Mr. Miyagi.....



Q. I'm going away over Christmas, will my bonsai be ok?

A. Keeping your bonsai watered while you are away from home has always been a problem for enthusiasts. Pruning, feeding and general maintenance work can be left for a week or two without any detriment to your trees but watering *has* to be attended to on a daily basis. I have known a few enthusiasts who have refused to go on holiday during the growing season for fear of losing trees through lack of water! Fears of tree's drying out in their owners' absence seem well founded as one always hears stories of well-meaning friends, relatives and neighbours who forget to water an expensive, prized tree.....

I have yet to hear of a reliable way of watering indoor trees. Asking a friend or neighbour can work but only if they are reliable enough to remember to water properly on a regular basis. Many trees have been lost after neighbours have forgotten to water a tree on just a single occasion while the owner is away on holiday. The amount of water a tree requires daily can be reduced by watering well and then being moved to a cool position away from light to reduce transpiration and moisture loss. This will increase the amount of time the tree can be left without additional watering, hopefully for the duration of your vacation. Your neighbours may be helpful and have the best intentions but are unlikely to have the experience to know how much and how often your trees require water and more importantly, how quickly the soil can dry over the course of a day, particularly when it is hot or windy.

Writing Credit: bonsai4me.com

Members may submit questions to Mr. Miyagi c/o the YVBS web forum or per the club email: info@yarravalleybonsai.org.au

Sale Day

Following the successful sale day held in February this year, and due to additional requests by sellers, a second sale day was held at Morrisons on Sunday 20th November.

Several new sellers joined the crew this time, and the room was filled to capacity. The stock on hand ranged from starter's through to advanced bonsai stock with a price range to suit every pocket.

The seller from furthest afield was Diederik and Tara from Bodhidharma Bonsai Gallery in Daylesford, who brought along quite a number of very advanced bonsai for sale.

The many buyers who visited during the day generally walked out with their arms full.

The club is planning another sale day in February 2012, and all members are encouraged to attend and check out the stock on offer—based on past experience, you will not be disappointed.



Craig's Corner

The regular column by Craig Wilson of Gentiana Nursery.

Growing Banksia Integrifolia

This is one of the finest Australian natives for bonsai and should be widely represented in our collections. Of all the banksia species I have found integrifolia to be the most resilient.

Now is the time of year to be working on this species, they should by this time of year be growing very strongly and be ready for complete defoliation and or hard pruning.

Banksia have a fibrous root system which makes root pruning very easy, and provided this task is performed at the right time of year recovery should be quick. I always at least partially defoliate the trees before any root work and keep it in the shade until it shows signs of recovery.

The foliage on banksia needs to be managed carefully to obtain small leaves and fine ramification. The internodes lengthen very quickly if the tree is allowed to grow unchecked. They should be pinched as soon as the terminal shoot begins to extend and before the second set of leaves develop, its important to perform the task very regularly over the growing season, the occasional trim with shears is not enough to achieve the ramification this species is capable of.

Banksia are members of the family proteacea and therefore resent fertilizers high in phosphorus, however they do require lots of feeding to keep them growing strongly, I feed mine with seasoil and seasoil powerfeed, blood and bone and campbells organic life. Regular feeding should begin with the first warm weather in spring and continue right through the growing season.

As with most natives transplantation from the wild is generally unsuccessful so it is probably best to start with nursery stock. Growing on techniques are the same as any other species and the scars roll over quite quickly with no dieback from hard pruning so the use of large sacrifice branches is quite feasible.




I have attempted field growing these trees with mixed success it is advisable to cut the roots with a sharp spade twice a year during the growing season and once the trees have been lifted they need to be left untouched in the pot until they are really well established, at least one growing season if not two.

I hope that in years to come banksia integrifolia will be a very common bonsai species in this country.

BONSAI ART NURSERY

Come down and see our newly acquired stock of JAPANESE pots!

236 Old Dandenong Road, Heatherton



Tree Profile: Boxwood—*Buxus*

General Information: This is a family of about 70 different species. Box is very popular for bonsai due to its tiny leaves and flowers and its tolerance for extensive pruning and shaping. One note of caution: box leaves are poisonous!

Lighting: Sun or shade both work well. *Buxus harlandii* and *Kingsville* prefer shade or semi-shade.

Temperature: Hardiness depends on variety, but boxwoods need protection from frost and cold winds even when grown in the proper climate. In the summer, box appreciates fresh air.

Watering: Moderate, doesn't like wet soil. Allow the box to dry somewhat between watering.

Feeding: Every two weeks during growth. Harland Box, every 20-30 days. Use a liquid bonsai fertilizer with one application of pulverized organic fertilizer during active growth. Fertilize with general purpose fertilizer at other times.

Pruning and wiring: Growth on the dwarf varieties can be very slow. Box can be wired at any time. It is tolerant of radical treatments, such as Jin, Shari and being grown root over rock. Leaves may turn reddish brown in winter. Control shape by thinning and by pinching of new growth.

Propagation: By division in spring, or from hardwood cuttings taken in late summer or autumn. Air-layering is also possible.


Repotting: Suggested every one to two years in well drained soil. Spring is the best time, but can be repotted in summer and autumn if need be, but avoid repotting during very hot weather or during a growth spurt. Box dislikes acid soil, adding an occasional dose of lime is recommended.

Pests and diseases: Nematodes, mites and leaf miners, blackfly, greenfly, and red spider mites. Although box is very disease resistant, honey fungus and rust are sometimes encountered.

Species suitable for Bonsai:

- ***Buxus harlandii*:** Harland box - A native of Taiwan, the Harland box can grow to 33 feet. Its leaves are thinner than other box species. This box doesn't like cold, and should not be exposed to temperatures below 3C, but it has been grown successfully as an indoor plant. If the temperature goes above 18C, the Harland box enjoys a daily misting, and the amount of food should be reduced. During the winter, keep the tree at a temperature below 65F; between 8C and 10C is best.
- ***Buxus microphylla*:** Japanese box - Grows to 5 feet, and has evergreen leaves under 1 inch long. It tolerates both sun and shade. All *B. microphylla* varieties are scentless.
- ***Buxus microphylla* 'Compacta':** dwarf boxwood, '*Kingsville*' box. Quarterly spray with Black Leaf 40 or similar mixed with soap.
- ***Buxus microphylla* 'Koreana':** Korean boxwood - the most hardy box, but expect the foliage to brown in the winter. It is a low, spreading variety, growing to only 3 feet.
- ***Buxus sempervirens*:** common box, English box - this box appears as both hedges and small trees. Its evergreen leaves grow to 1 1/2 inches. This box is hardy with some winter protection.
- ***Buxus sinica*:** A native of China, similar to other small boxes.

There're great articles in **Bonsai Today** issue **97** and in issue **107**, which are showing the styling and development of the tree pictured here. Well worthwhile reading - we've got them in our Library!



Printing Services

The club has been very fortunate in developing a relationship with Dynamite Printing, a printing services company in Dandenong which supports the craft of bonsai wherever possible, by providing highly discounted prices on printing jobs to bonsai clubs. We have recently received new print runs of the club business and general information cards, and will be using Dynamite in the future for posters, flyers and possibly a calendar.

Let's return their consideration—if any members are in the market for printing services, give them a call for a quote.

dynamite
PRINTING

www.dynamiteprinting.com.au/

On the Display Table



Top Left—Selections from the November display table

Left—Selections from the December display table

Above—A nice little Callistemon beginning training



Left—Jarrod's Bougainvillea in bloom

Right—Rudi's pieris in and serissa on the rock planting



Library Check-out!

YVBS has subscribed to the new bonsai magazine produced by the Association of Australian Bonsai Clubs. Copies are in the library for perusal or borrowing. Remember, the checkout period for books and other library material is one month. If you check out a book and are not able to make the next meeting, you can return the book to Bill at Morrisons during office hours or even post it to the club PO Box.

Trade Table Cheque-out!

The trade table has been restocked with new tools, wire and other accessories. Don't forget the club's tool sharpening kit, available for use at meetings. Anything else you would like to see stocked? Eg special Japanese tools, branch-benders, etc. Just advise at the trade table or to any committee member.



Bonsai—The Imagination Tree

Bonsai, starters, potting mix, pots, training courses, bonsai maintenance services. New pots just arrived!

25 % discount applies for any bonsai club members.

136 York Road, Mt Evelyn
Tel: 03 9737 0400
Melway Ref 120 D1
www.sashieda.com.au

Bonsai Calendar: January - February

By Jeff Barry

Watering and Position should be the main focus during the summer months. It's a good time of year to be on the safe side when it comes to caring for your trees.

Watering

- Water evenly and thoroughly. This will encourage roots to grow at the bottom of the pot improving the health of the tree
- Water in the mornings. If this is not possible, water in the evenings but avoid wetting the foliage on species that are susceptible to mildew (Maples, Oaks, Crepe Myrtles)
- Bonsais that will require more water: Maples, Camellias, Azaleas, Liquid Ambers, Elms, Wisterias, Alders, Taxodiums, Beech, Hornbeams, Pyracanthas
- Bonsais that will require less water: Pines, Cedars, Corokias, Banksias, Melaleucas, other natives
- Separate your trees into categories based on there watering needs

Position

- Morning sun is best. Avoid the afternoon sun in the summer.
- Consider the species and pot size when arranging your display. Take extra care when using small or shallow pots as they will dry out quickly.
- Species such as Beech, Hornbeam, Maples, Spruce will scorch if not protected by both the sun and the wind
- When looking for shade, avoid placing bonsais directly under trees. Pest and diseases can be passed to your bonsais.

Summer is a great time to work on your benches, watering systems, shade cloth and weed around your display. If you are going away for the holidays, put some serious thought into how your trees will be looked after. Many bonsais are lost over this time of year. I wish both you, and your trees a Merry Christmas and a Happy New Year.

End-Of-Month Saturday Workshop

Saturday workshops are held on the last Saturday of each month (December is the exception due to the Christmas activities), and provide an opportunity for members to work on their trees in a relaxed and sociable atmosphere at Morrisons. Any and all work is undertaken, from maintenance pruning, through major styling and wiring, to repotting. Expert advice is always available for novice members if required—all you have to do is ask!

More experienced members also benefit from discussing styling ideas and options for more advanced compositions.

Recently, the workshops have attracted casual visitors who come to check out the club as an alternative to attending the monthly meeting. This often results in a new member sign-up on the day!

All are welcome. Even if you don't have a tree to work on, come along and have a cup of tea or coffee while checking out the action!

Right— At the December workshop on the 17th—Ross R points our styling options to new member Lyn A for her juniper, and Far Right—happy with the finished result.



ヤラ谷間盆栽会

Volume 5 No 3
November &
December 2011

Page 8

www.yarrawalleybonsai.org.au

A group for all lovers of bonsai in the "far east" of Melbourne



Yarra Valley Bonsai Society
PO Box 345
Mount Evelyn, Victoria 3796
Australia

*Looking Ahead to
Jan & Feb 2012*



Our monthly meeting on 10th January will be a "Workshop Night on - not only - Natives" with our Craig Wilson! There will be NO Review/Overview Session.
Display Table: Members' Choice "various styles".
Our normal monthly workshop will be on Saturday 28th January, 2:00 PM - 4:30 PM at Morrisons.



The first dates for workshops with Craig Wilson have been set. Starting on Thursday 12th followed by Sunday 22nd January and Sunday 5th February, from 9:30 AM - 1:30 PM at "Gentiana" Nursery, 138 Olinda - Monbulk Rd, Olinda. Bookings are essential and places are limited—contact Rudi, 0418 369 852, yarrawalleybonsai@gmail.com



The monthly meeting on 14th February will have a very interesting main event with two topics: "Sketching Bonsai" with Marcus and Callum Hotblack and "Photographing Bonsai" with our Ruth South, Margaret Wong and Lindsay Hadland. There will also be before that a Review/Overview Session on "Styles of Bonsai Trees" - classical and non-classical, presented by Lindsay Hadland.
Display Table: "Natives - anything goes" and Members' Choice.



On Saturday 18th February the "Satsuki Interest Group" will be meeting at "Bonsai Art" Nursery, 236 Old Dandenong Road, Heatherton, at 1:00PM. Don't forget to bring along a Satsuki or other Azalea for discussion or display and a gold coin donation.



Our normal monthly workshop will be on Saturday 25th February, 2:00 PM - 4:30 PM at Morrisons.



Sunday 26th February—**YVBS 3rd Special Sale Day** at Morrisons. 10:00am to 2:00pm. Costs \$25.00 per table for sellers and \$2:00 entry for buyers.

Events from Other Clubs



Nothing reported yet!

Accolades, Kudos, and Thanks



To all attendees at our club sale day, buyers and sellers alike, for making it such a successful day.



To Arthur Robinson, for sharing his expertise at the special workshops in November. All participants and observers gained valuable insights into bonsai development, particularly satsukis, thanks to Arthur's vast store of knowledge and relaxed way of imparting information.



To Steve M, Craig W and Rudi J for stepping forward at the last moment to run the demonstrations at the November club meeting.



Member Benefits Refer to the website for a list of discounts to members upon presentation of a current & valid YVBS Membership card. "Freebies" of donated items are also made available from time to time at monthly meetings.

ADVERTISERS & SPONSORS:

Advertising on our website and/or in the newsletter is available for any registered business or sole trader. Society Sponsorship opportunities are capped at three for any year, however supportership opportunities still remain for any business in an area related to the craft of bonsai.

For a prospectus or further information contact Rudi via the society's external email: info@yarrawalleybonsai.org.au