



**BONSAI**  
BY SASHI-EDA  
EST 1993

[www.sashieda.com.au](http://www.sashieda.com.au)

Official Sponsor  
of the YVBS



[www.atozbonsai.com.au](http://www.atozbonsai.com.au)

Supporting Our  
local club....



Proudly sponsoring the Yarra  
Valley Bonsai Society

[www.orientbonsai.com.au](http://www.orientbonsai.com.au)



# The Yarra Valley Bonsai Society Newsletter

PO Box 345  
Mount Evelyn, VIC 3796  
Australia  
[www.yarravalleybonsai.org.au](http://www.yarravalleybonsai.org.au)  
ABN: 92 966 395 686  
A0052264P


## Highlights from September and October 2010

The YVBS meets on the  
second Tuesday of each  
month now at **Morrison's**  
(Morrison House)  
Old Hereford Road,  
Mount Evelyn

Informal 'Review & Overview'  
sessions begin at 7:00pm with  
a call to order at 7:30.

**Melway 118 B8**

**Saturday Workshops** are 2-  
5pm now on the **LAST** Satur-  
day of the month, and now at  
the same venue as monthlies!



Spring began with  
several events in-  
cluding our Septem-  
ber Workshop  
hosted by Bonsai-  
The Imagination  
Tree, coinciding with  
their Day of Bonsai.  
If Chris wasn't busy  
enough with all of  
that planning, he still

found time to lead the September meeting in a session on root  
pruning and repotting. We also organized our last two 'nursery crawls' for the year.

However, based on membership feedback, the highlight of September- October was easily our  
debut monthly meeting in our new venue, Morrison's (formerly Morrison House) which saw the  
long-awaited Iron (Bonsai) Chef! Chairman Kaga introduced the Iron Chefs of Bonsai: Iron Chef  
Pines: Tim V., Iron Chef Natives: Craig W., and standing in for  
Iron Chef Deciduous Chris S. was Jarrod S.

After the ritualistic scream of "Allez Cuisine" and chomp of a  
capsicum, the "Secret Ingredient" was introduced and mem-  
bers who had previously signed up were placed into teams of  
4. All five teams plus the three Iron Chefs had roughly 90 min-  
utes to style one of the Chinese Junipers. To the amazement  
of the observing members, raffia, trimmed branches, tubing,  
and wire comprised a maelstrom of activity as all raced against  
the clock.



After the final seconds  
ebbed, each chef / team  
was invited to say a few  
words about the particular  
tree... challenges, multiple  
options for styling, hurdles,  
etc. Then per written bal-  
lot observers and partici-  
pants alike were asked to  
vote for the People's  
Choice, using highly tech-  
nical criteria ("If I could  
walk out of here with any  
single one of these trees,  
I'd choose \_\_\_\_\_").



The winning team was  
granted their tree and  
asked to fight over its  
possession in the car  
park. Given that the Iron



### Calendar Dates:

- 6 November [SAT] Nursery-  
Crawl Number 4
- 9 November: [TUES] YVBS  
Monthly Meeting: Lindsay Farr.
- 27 November [SAT]: "Last Satur-  
day YVBS Workshop". 2-5pm.
- 28 November [SUN]: Free Work-  
shop at "Bonsai—The Imagina-  
tion Tree." 12.30pm-3.30pm  
Booking Preferred.
- 14 December: [TUES] YVBS  
Monthly Meeting; Break-Up Party  
(See page 8 for details.)
- 25 December [SAT] - Believe it or  
not, NO Last Saturday Workshop!

See also the Events Calendar on our  
website: [www.yarravalleybonsai.org.au](http://www.yarravalleybonsai.org.au)

### Inside this issue:

Sept/Oct News con't	2
Quiz Question	2
Getting to Know You	/
Ask Mr. Miyagi	3
"The Natives Are Restless"	4
Tim's Tips	5
Tree Mini-Profile	5
Kanji of the Month	5
Featured Website	6
Fame and Fortune	6
Trade & Lib Update	6
The Dynamic Sifters	7
Inspiration and Perspiration	7
Upcoming Events	8
Accolades, Kudos, Thanks	8



### September-October Highlights Con't from page 1

Chefs had been forced to work solo against teams of four, the chefs were then awarded their own trees. The remainder were then put up for silent auction. All in all a great evening that will be repeated for sure in next year's syllabus.



*Apologies to our loyal readers (all three of them!) for the delay in the publication of Volume 3, no. 5. One tardy out of 13+ issues isn't too bad.... Anyway, we expect to be back on schedule with Vol 3, no. 6 to come out around New Years.*

## Orient Bonsai Nursery



**December Sale: 20% off all pots, 10% off all else....see Simon and Linda for Other Specials.**

Home About Us Products Classes Demonstration Gallery Contact Us Extra large pots sales

BUY DIRECT FROM THE MANUFACTURER  
Manufacture from China(wholesales available)

New arrive

Delieve from Factory, Huge stock

(Dragon pot & table,  
large Glaze &unglaze pot)



### QUIZ QUESTION:

(Answer— page 6)

What is a balancing branch?

### Syllabus & Courses for 2011

The committee has been working on the draft 2011 syllabus and will present it to membership by email on 1 December with input sought to 15 December. Membership feedback is highly sought as to content and the mix between workshops, demos and events. As far as courses, we do plan to run another novice course in the winter of 2011, but there seems to be more demand that instead of an intermediate course as in 2010 we sponsor a series of tutored workshops at that level.



YVBS FORUM: For new members, it bears repeating that our club has an on-line bulletin board and archive. In addition to the announcements and discussions on topics of bonsai interest, the forum also contains many newsletters from other clubs around Australia. These are to be found (surprise, surprise) in the folder entitled "Newsletters from Other Clubs" and are kept for approximately six months. There are also publications such as "Wired" and the "Satsuki Society Newsletter" which are archived in the library folder available only to members. If you visit the site and register as a user, please email Bill via the club gmail so that he may add you as a club member user. Just visit our main webpage

<http://www.yarrawalleybonsai.org.au>

and follow the FORUM link on the left to the forum.

**From the Bonsai Dictionary: Borer.** *Bo·rer* /nəʊn/ A perennial pest for bonsai enthusiasts, often found telling full hour stories of the provenance and history of a tree. Usage: "After listening to his tiresome story of each of the several previous owners of that mediocre tree, I could not help but yawn, and come to the conclusion that he is an unparalleled borer."

## Getting to Know You... Will be back next newsletter

In each newsletter (except THIS one!), we profile a member or two as a means of getting to know each other better. In that spirit, and as our group continues to grow, members are reminded to bring their nametag/membership cards to meetings



The **AABC 2011 Convention** will be held in  
**Freemantle, WA 20-23 May 2011.**



Though the Early Bird Registration Deadline has passed, there's still plenty of time to register. However, if you intend to go and wish to book some of the local non-bonsai related (but convention-organized) tours in the area, those tours need to be finalized by 13 December.

For all details, see the Convention tag on the website of the hosting organization:

<http://www.bonsaisocietywa.com>

Interested in having our club sponsor a SALE DAY and advertising it throughout the greater Melbourne area, helping to market it, or to having your own table? Talk to Rudi at the next meeting...we're looking at a \$20-\$25 table fee and no percent of sales.....

## Ask Mr. Miyagi.....



**Q: Why does one wait until after an azalea flowers before feeding it?**



**A:** My understanding of the science behind this is that as flowering is a necessary step for the plant to reproduce itself, if the tree notes that it isn't 100% happy, healthy and well-fed, then the impetus to reproduce becomes greater. I think you can see the same dynamic with people having mid-life crises at singles bars..... I've heard that there is an aesthetic reason as well in that smaller flowers often compliment the tree structure and tend to remain on longer than larger and heavier flowers. This isn't too different from the theory of leaf reduction via judicious use of feeding. Now this doesn't mean you need to starve your tree.... In fact it should be well-fed in late winter and early spring. I'm far from an azalea expert but I've been told feeding (and remember that azaleas are acid-loving plants) should cease when flower buds first appear. Also, many advocate the immediate post-flower period as the best time to repot azaleas.

**Q: When I wire a tree, should I start with the smallest branches and twigs and work up to the trunk, or the other way around?**

**A:** Do you put Christmas ornaments on the tips of the tree first and work inward? Probably not. Do you choose a necktie first and then pick which shirt and trousers match? More directly the answer has a practical aspect to it as well as an aesthetic one. In trees which require trunk wiring, I think this should be done first. How the trunk and main branches are wired will determine how sub-branches would be best anchored and wired. Indeed after trunk and main branch wiring you may find that a bit of further small branch pruning may be required, and it makes no sense spending time to wire the small ramified sections if part may be lopped off soon afterward. Some prefer to wire the smaller bits first, citing a neater wiring result, with the ends of smaller gauge wire tucked neatly under (and assisted in anchor) by the larger wire. Yet others think the larger to smaller progression yields a neater result. Basically do whatever you feel will give you the best result; it's your tree and nobody else's. The only tip I might have is to save time using a looped double section inward and a single bit of the same towards the end.

trunk



tips >

Members may submit questions to Mr. Miyagi c/o the YVBS web forum or per the club email: [info@yarravalleybonsai.org.au](mailto:info@yarravalleybonsai.org.au)



## ***"The Natives are Restless"***

*A short but sweet entry this issue: here is a link to a Native Plant website which allows you to download quite a comprehensive database of native plants and lets you search, filtering most of the criteria you can think of. The only negative is that the download may take quite some time, depending on your broadband connection speed.*

<http://nativegrowth.com.au/nativeguide/>

# Beautiful New Pots Have Arrived!!! At Fantastic Prices.



Our shipment of high quality large bonsai pots have arrived.

Various shapes and sizes available including copy Tokoname.

We are very excited and we hope you are as well.



**Soon in Stock:** In addition to all the stuff we've brought in over the last few months, we'll also be getting in some fantastic cedars, maples and junipers with trunks the thickness of tennis balls, and shimpakus the thickness of golf balls. Several of these will be in rock pots. This will all be from about mid-November, and following this we'll be getting in some new Japanese Black Pines. We're open every day 10am-4pm except Mondays. Remember: YVBS members receive a discount on cash sales down to a mere 10% above our wholesale price!



### Club Considered Measures for "Non-Financial Members"

While due consideration was given to shaming, shunning, shamming, sledging, or shearing for those members yet to renew their memberships for the 2010-2011 year,


we're actually doing pretty well with

close to 90% renewal so far, up a bit from this point last year...so to the chagrin of the more sadistic on the committee, we may not need to employ cruel and coercive measures. However, any member not renewing by 15 December will need to pay the \$10 joining fee should they wish to re-affiliate after that time.

*Thanks to everybody who has renewed!*

*The best time to plant a tree was 20 years ago. The next best time is now. ~Chinese Proverb*

*Except during the nine months before he draws his first breath, no man manages his affairs as well as a tree does. ~George Bernard Shaw, Maxims for Revolutionists, 1903*



## "Tim's Tips" Corner

**Pests Part 1:** I've been hearing that a few people have not only noted more early spring pest infestations but some infestations they'd never been inflicted by before. Just like we see pine candles longer than in many years, it's really no surprise that the pests are flourishing as well. Start with

the understanding that any infestation requires three things to sustain itself: moisture, warmth, and the pest itself. If you remove any of these, the infestation will cease. Since it's not always easy to remove either warmth or moisture, most treatments concentrate on removing the pest itself; I only mention this to illustrate that pests are a spring thing merely because increased warmth AND moisture are usually (though not exclusively) spring occurrences.

Most important: Prevention is Better than Cure. Indeed building up resistance though healthy care is 90% of the battle.... Insects as well as systemic infections almost seem to target the unhealthy tree. I might even go so far as to say that a tree which is infected year after year, demanding disproportionate time and resources to keep it limping along is maybe not worth maintaining.

That said, *any* tree is a potential pest host, and depending on the pest it can go from robust to dead rather quickly.... So keeping an eye on things is VERY important. An extreme case, but I once had a tree totally defoliated by caterpillars within just a few hours.....

Predatory insects are a topic in themselves, so I'll leave that until the next issue. I will mention, given the season, that there is often a chain to pests: Ants bring aphids and aphids bring other predatory insects, etc. etc. So keep an eye on your trees because allowing one pest infestation to remain usually invites another. A couple of easy tips include anything from allowing distance between your trees [preventing pests from jumping easily from one to another] and perhaps wiping the outside and underside of pots with a basic insecticide. Try not to get it in the soil medium.

Another preventative tip: clean your tools frequently, especially when working on multiple species. Cotoneaster (other than corokia cotoneaster) can harbor viruses and pests although the plant itself is not afflicted. Pruning one of these and then jumping to an elm for example is increasing the chance of infection. If you suspect infections, particularly viral or fungal, use metho when cleaning your tools.

*Tim Vivoda is the owner of A to Z Bonsai in Monbulk. His section appears in each newsletter.*



## Tree Mini-Profile: Larch

The various species of larch (genus *Larix*) form a unique bridge between conifers and deciduous trees. Not only are they short needled not unlike atlas cedars, the needles turn colour and drop in autumn. So aside from the beauty of the foliage, the bonsai enthusiast also benefits from ease of repotting and wiring during the dormancy period. The most popular for bonsai are the European and Japanese larches.



Here in most parts of Australia they will require partial shade in summer; especially out here towards the Dandenongs they should have full sun for the other three seasons. In zones with prolonged hot periods they may not flourish without great care. They should be fed roughly every fortnight, with a break for about a month and a half in the hottest part of summer. Repotting should be early spring or late summer. Larches can be a bit picky with their potting medium, as they like neither completely dried soil nor wet pooled soil; be sure to use a very open mix. One other care note is that the cambium layer can be damaged easily if the tree is wired before the buds burst in spring.



## Kanji/Ideograms of the Month

男

From the last newsletter, you may recall that the kanji for man is comprised of two sections: **field** over **strength**.

By adding the '**strength**' radical to others like we use prefixes in English, you get different concepts.

For example:

功

'**build**' next to '**strength**' yields the kanji for **merit** or **success**.

Another example, by taking '**woman**' from the last newsletter and indicating mammary capacity shall we say, we get the kanji for

**mother**.

女

→

母

母子

To this, add the kanji we saw last time for **child** you get as a compound word **mother & child**....

Not only used as a descriptor for the bonsai style but also as slang in finances for **principal and interest**!



**Don't forget to mark your calendars!**

The 2011

YVBS Show date has been set! The 16th of April ... that's the weekend BEFORE Easter Weekend.



## FAME, FORTUNE AND GLORY BULLETIN BOARD



Hear ye, hear ye: For any member-to-member sales on the trade table, from now on there will be no 10% levy to the club for combined sales below \$50 in a single meeting.



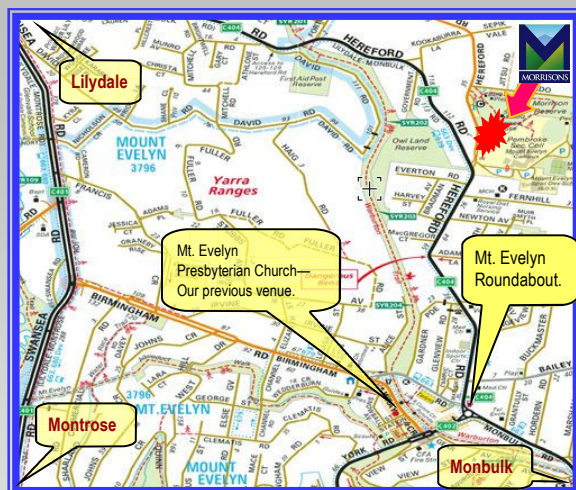
To view more "Iron Chef" photos, visit the link in the Club Members' section of the forum.

The next pottery class will likely run in February 2011 and will probably be a joint class together with interested members of the Waverley Bonsai Group. We'll email members in early 2011 with dates.

Note that there is now a **Buy-Sell-Swap** section of the open-to-all section of the YVBS Forum. See Forum info on p. 2



CONGRATS TO RAY FOR THE PRIZE RIBBONS (INCLUDING BEST IN SHOW) WON FOR HIS ENTRIES AT THE RECENT LILYDALE SHOW IN NOVEMBER.



### NOTE and Reminder!

**Saturday Workshops are NOW on the LAST SATURDAY of each month (ex December) at the same venue as our monthly meetings.**



"Why the sudden interest in bonsai leylandi?"

IF YOU'RE NOT IN THE YVBS AND WOULD LIKE TO BE ADDED TO OUR E-MAILING LIST FOR NEWSLETTERS, OR IF YOU WERE ON THE LIST BUT YOUR EMAIL HAS CHANGED, PLEASE LET US KNOW AT: [YARRAVALLEYBONSAI@GMAIL.COM](mailto:YARRAVALLEYBONSAI@GMAIL.COM)

### Quiz Question (Answer):

The main branch (sashi eda) of a tree is the focal point and drives the movement of the tree. The balancing branch (or uke eda) acts as a counterweight or balance to the main branch.

### Website Of the Month:

<http://www.beautifulbonsai.com>

This site belongs to a bonsai nursery in California...but don't let that scare you off. The glossary section especially is worth a 'bookmark' not only for novices but with lists of terms in Japanese for more advanced practitioners.



### Library Check-out!

For new club members, it's worth noting that an inventory of our library holdings has been placed on the FORUM in the Library Folder of the Club Members' Section. Ruth would like all overdue items returned to the December meeting so that we may take stock of our holdings and the condition of items prior to putting a list together for 2011 acquisitions.



### Trade Table Cheque-out!

Even with all the wire used for Iron Chef, we still have plenty for sale (sizes up to 6mm) at an amazing \$15/roll. We've purchased more raffia and a selection of basic tools, cut paste, and drain mesh. of tools. Also: tool pouches, a few YVBS T-shirts, pot-hole mesh, & the last of the pots. Don't forget the club's tool sharpening kit, available for use at meetings.

## Bonsai Forum Review

(aka: "The Dynamic Sifters" or "Thread Grafts")  
by JS & TJ



Following on from a recent "review/overview" session we had on pots I have decided to speak briefly on my favourite places to view bonsai pots online. I find this a very useful tool when searching for the correct pot for a tree. The selection is vast and the quality varies greatly.

At the top end of most peoples' list is a Tokoname bonsai pot from the city with the same name in Japan.

<http://www.tokoname.or.jp/bonsai/> There is a great online catalogue available that you can peruse at your hearts delight. The prices seem quite high and they are not easily obtainable in Australia. However the quality in my opinion is unsurpassed and the glazes have depth you don't find in cheaper pots.

I am also noticing that there are several very good potters coming out of Europe and I have included a list of sites below. Having not imported pots from any of these potters, I can not say how easy it is to get them in; however I feel that it should be relatively easy. It should be easier than ordering out of Japan, as the language barrier won't be as great.

Byran Albright: <http://www.albrightpots.com/>


Erin Bonsai <http://www.bonsai4me.com/erinbonsai/erinbonsai/onlinecatalogue.htm>

Tony Remington: <http://www.bonsaipotsuk.com/links.php>

Of course we have some great local talent like Pat Kennedy [http://www.bonsaiexotique.com.au/page/pat\\_kennedy\\_catalogue.html](http://www.bonsaiexotique.com.au/page/pat_kennedy_catalogue.html) and another great resource I am starting to use more and more lately is the bonsai pot plaza <http://bonsaipotplaza.com/> which has a great catalogue of rakkan/hanko (signatures) from bonsai potters all around the world.

There is also this one <http://tokoname.or.jp/bonsai/catalog/maker-e.htm> which catalogues only Tokoname pots.

So take your time and browse the web till you find the right pot for your tree. Then find a way to get it too you.



We've been offering cases of Yarra Valley Bonsai Society Wine for a few months now.

Christmas is probably the best time to splurge on a case of this for a very modest sum. At the December meeting we'll look at organizing a pickup if there are enough orders placed. If you wish to order and pick it up yourself just north of Lilydale, please visit their website.



<http://www.goodwillwine.com.au>

[/charities/yarra-valley-bonsai-society](http://www.charities/yarra-valley-bonsai-society)

\*If you don't drink as much as certain folks on the Committee of Management :-), find someone in the club and go halves."



We welcome and thank our newest official supporter:

**Trevor McCombe of Bonsai Art Nursery in Heatherton.**

**Members may remember Trevor's talk/demo from roughly a year ago. Trevor's**

**nursery is also the site of the Satsuki Azalea interest group meetings. If you haven't already seen his nursery, check him out at [www.bonsaiart.com.au](http://www.bonsaiart.com.au)**

## Inspiration and Perspiration: Short Ideas from Members:

Here are a couple of ideas from members for this issue.:

1.) "In early spring there were birds everywhere picking at the moss in my bonsai pots. Tim had suggested hanging small bags of moth balls, nearby being careful not to get residue in the soil, but that wasn't practical... So I just hung little bowties of aluminium foil from the branches of the trees and that seems to have done the trick... and best ever, I don't need consider getting a cat."

2.) When I airlayer I've tried lots of different systems. Isolating my 'experiment to a single species (Japanese maples), maybe it's just my luck but all non-ringbarked ones have fused. So I can only conclude for myself that the way to do it is to completely ringbark the tree. On the same topic, I've noticed that the best 'packing' medium is sphagnum moss and nothing else. Some folks add grit or sharp bluestone, but sphag seems to best promote small root growth. I can't say this is an absolute, and can only report on my results.

Please email us your ideas and experiment results: [yarravalleybonsai@gmail.com](mailto:yarravalleybonsai@gmail.com)

# ヤラ谷間盆栽会

September-  
October 2010  
Vol. 3 No. 5

[www.yarrawallebonsai.org.au](http://www.yarrawallebonsai.org.au)

*A group for all lovers of bonsai in the "far east" of Melbourne*



**Yarra Valley Bonsai Society**  
PO Box 345  
Mount Evelyn, Victoria 3796  
Australia

*Looking Ahead to  
December:*



Lindsay Farr returns to the Yarra Valley Bonsai Society on 9 November. Most of you will remember his inspiring demo and talk last year and we are most grateful and fortunate that he has agreed to visit us again!



The Break-up Party will be staged at our December monthly meeting (Tuesday the 14th). Please bring a sweet or savory dish to share. BYO beer or wine. Just so you don't think it's all "Eat-Drink-and-Be-Merry" we'll also have a roundtable critique session. Have a tree you just don't know what to do with? Can't think of which branch in that 'bar' should go? Staying up late obsessing about which should be the best 'new leader'? The Display Table theme is "In or On the Rocks" or Members' Choice (=bring whatever you feel like displaying!) Remember all members bringing in a tree for the display table get a free raffle ticket for the once-a-year Display Table Draw which will be held that night.



The Review/Overview Session at 7pm at the December meeting will be a walk-through of the FORUM, how to register, etc with a live web feed to make it easy to iron out the bumps of logging on, registering, posting a query, etc.



Also in December we'll take feedback from the draft 2011 Syllabus sent around to the members. If you can't attend the meeting, you can email us your comments up to 15 December.



Please note that there will be no December Workshop, as that would fall on the 25th. However, we will be meeting in January for both the monthly [11/1] and workshop [30/1].

## Accolades, Kudos, and Thanks..

- To "Bonsai—The Imagination Tree" for hosting our September Workshop and for providing discounts on stock used in our recent IRON CHEF event.
- To Trevor of Bonsai Art Nursery for formally signing up as a club supporter.
- To Tim Vivoda, Craig Wilson, and Jarrod S. for agreeing to work solo 'under the gun' as Iron (Bonsai) Chefs.
- Again to Jarrod for stepping up to agree to chair the 2011 Show Committee.
- To Chris S. from Imagination Tree for his September Demo on repotting.
- To Victor B. for responding to the call for a bonsai speaker for the Berwick Garden Club.



**BONSAI**  
BY SASHI-EDA  
EST 1993

Bonsai -  
The  
Imagination  
Tree

136 York Road / Mount Evelyn, VIC 3796  
(Melway Ref 120 D1)

<http://www.sashieda.com.au>

*See some of the new pots in our advert on p. 4!*

*And look for our Bonsai Bitz Newsletter, copies of which are posted on the YVBS FORUM.*



**Member Benefits** Refer to the website for a list of discounts to members upon presentation of a current & valid YVBS Membership card. "Freebies" of donated items are also made available from time to time at monthly meetings.

## ADVERTISERS & SPONSORS:

Advertising on our website and/or in the newsletter is available for any registered business or sole trader. Society Sponsorship opportunities are capped at three for any year, however supportership opportunities still remain for any business in an area related to the craft of bonsai.

For a prospectus or further information contact Rudi via the society's external email: [info@yarrawallebonsai.org.au](mailto:info@yarrawallebonsai.org.au)