




Proud supporter of the Yarra Valley Bonsai Society



For your soil and pot supplies.
Loyal sponsor of the Yarra Valley Bonsai Society



Proud sponsor of the Yarra Valley Bonsai Society
www.bonsaisensation.com.au



PO Box 345 Mount Evelyn, VIC 3796 Australia
www.yarravalleybonsai.org.au
info@yarravalleybonsai.org.au
Reg. Assoc A0052264P
Pres: Patrick I 0488 645 119
Vice-Pres: Steve M 0402 004 012
Sec: Lindsay H 0403 800 671
Treas: Richard J 0410 512 969
Marktg: David R 0402 032 001
Members: Marlene 0418 147 871

The Yarra Valley Bonsai Society Newsletter

Highlights from July & August 2023

The YVBS meets on the **second Tuesday of each month at Chirnside Park Community Hub**
33 Kimberley Drive
Chirnside Park
Meetings begin at 7:30pm .
Saturday Workshops are
 **37 F3**
1-4:00pm on the **Last Saturday of the month, at the same venue as monthlies!**

Inside this issue:

Trade & Lib Update	2
Nursery Crawl	3
Annual General Meeting	3
Certificate of Appreciation	3
NBPCA Pot Acquisition	4
Guided Tours to Japan	4
Kudos, Accolades, Thanks	4
Saturday Workshops	4
Tree Profile - Pomegranate	5
On The Display Table	6
Bonsai Calendar	7
AABC Update	7
Looking Ahead	8
Other Events	8
YVBS Forum	8

The July club meeting featured a demonstration on "Working on Root Balls" by club sponsor and proprietor of Bonsai Sensation nursery Tien Hsu Liao.

Tien is a favourite presenter as he always provides useful information with a practical approach based on his long experience as a commercial bonsai nurseryman.

Tien stated that there are two basic reasons for working on root balls:

- If the tree is pot bound, meaning that water doesn't flow easily through the soil and consequently air can't be drawn in
- To train the nebari and produce the flare that enhances the appearance of a bonsai.

Tien concentrated on deciduous trees, and stated that he considers a maximum time of 2 years between repots when using his own mix to be optimum. This can be extended to 3-4 years for more durable mixes and for older trees.

The best time to repot deciduous trees is late winter to early spring, when the buds swell—let the tree tell you when it is time. Repotting too late means that there may be insufficient water transfer up to the developing leaves, and too early leaves wounded roots lying in wet soil for too long, risking root rot. Deciduous trees may be bare-rooted and hosed clean if required, but never evergreens.

Root pruning rejuvenates the root system so that there are always new young roots present. The tree is more vigorous and responds better to top work after repotting.

All roots should be radially-spread and originate from the same level. This produces a swelling at that point and a consequent spreading of the nebari—the flare that we are seeking. Hollow out directly under the trunk to form a callous, preventing downwards roots from forming and encouraging the radial spread of the surface roots. Remove or shorten all thick roots.

Tien's advice is to not be too "kind" to deciduous trees—they will thank you for it by the way they respond.

If an emergency situation arises where the tree appears pot-bound and it is out of season, consider drilling holes in the root-



Above - Tien demonstrating root pruning at the July meeting.

Calendar Dates:

- 2nd & 3rd September (Saturday & Sunday) Vietnamese Community Bonsai Show. Sunshine.
- 9th September (Saturday) YVBS Nursery Crawl. Starting at 9:30am in Ferny Creek.
- 12th September (Tuesday) YVBS Monthly Meeting. 7:30pm. Chirnside Hub.
- 23rd September (Saturday) Satsuki Azalea Interest Group Meeting. Bonsai Art, Heatherton.
- 23rd & 24th September (Saturday & Sunday) Northern Suburbs Bonsai Club Show. Greensborough.
- 30th September (Saturday) "Last Saturday of the Month" Workshop. 1:00pm. Chirnside Hub.
- 7th & 8th October (Saturday & Sunday) BSV Bonsai Exhibition. Box Hill.
- 10th October (Tuesday) YVBS Monthly Meeting. 7:30pm. Chirnside Hub.
- 28th October (Saturday) "Last Saturday of the Month" Workshop. 1:00pm. Chirnside Hub.

Continued Page 2

See also the Events Calendar on our website: www.yarravalleybonsai.org.au

Highlights from July & August - Cont. From Page 1

ball to let additional moisture in, and/or make a retaining wall of sphagnum moss to hold water on the pot linner, and/or soak the pot in a water bath.

The August club meeting featured another favourite guest presenter, Craig Wilson from Gentiana Nursery, who demonstrated "Group or Forest Plantings".

In Craig's opinion the best group plantings are made from deciduous trees, although any trees can be used. Some examples of trees that create great forest plantings would be Japanese / Trident Maples, Beech and Zelkova, or Cryptomeria, Hinoki or even pines. It is also best to use a single species as mixed species group plantings do not always work. It can be done but you need to be very skilled to get away with it.

Deciduous trees can be jammed close together. In group plantings, it's less about the taper of the trunks and more about the continuity of flow, trunk thicknesses and heights. Deciduous trees are always best displayed with their branches angling upwards slightly and only turning down or horizontal at the tips

When choosing trees for a group planting, select trees that have a similar form and movement. The main tree will always set the tone of the group. Once the main tree has been selected, you need to find a secondary tree that will generally be positioned hard up against the main tree. From there you can begin to select trees to fill in around the group and build up the layering of trees. It is good to have a number of trees available to choose from.

Before starting to work on any of the trees, ready the pot with a number of tie down wires – and be generous with your wire (use 2 or 3mm wire so that it won't snap on tightening). It's better to start with too much wire and cut off any excess.

Bear in mind that with group plantings every tree needs to be 'the same but different'. Your trunks need to be a similar shape and direction, with consistency of foliage being very important. Trees should have different spacings between them to create a forest or woodland feel rather than a plantation! Straight trunks should not be made to lean out away from the group – only use curved trunked material to lean away from the group. Prepare the trees by removing all the old planting mix, so the mix in the new planting is of a consistent grade. Some old mix may hold more water than the new mix resulting in constantly wet areas around the roots. Rake all the roots and prune any that might need it. At home, Craig would prefer to hose the roots of all mix to make sure everything was removed.

To begin the group, Craig positioned the main tree and secondary tree on the table, tweaking the secondary tree to fit next to the main tree. He then began to fill in around the first pair with more trees, visually checking the fit, checking for branch congestion and that there were no branches crossing into one another; as well as siting the trees to look natural together. If necessary, branches were pruned to allow a good fit. He stressed that the root system was fundamental. Roots and branches will follow each other - a tangled root system will produce tangled branches.

Craig, assisted by Steve, spent quite a bit of time preparing the roots on all the trees, trimming the roots to fit snugly into a clump and rearranging the trees until they were happy with the look and feel of the group. The idea is that once the trees are bunched together snugly they will meld together.

Craig stressed that the main tree needs to be head and shoulders above the rest. He also recommended using an appropriate cut paste or putty immediately, and explained that the putty is for soft barked species such as azaleas and maples and the paste for hard barked species such as pines. Using the wrong one can inhibit healing and cause a lump



Above - Craig Wilson demonstrates Maple Group Planting (assisted by Steve M) at the August meeting.

Library Check-out!

YVBS has a comprehensive range of bonsai books and magazines in our library, all of which are available for borrowing without charge. Remember, the checkout period for books and other library material is one month. If you check out a book and are not able to make the next meeting, you can return the book at a workshop or even post it to the club PO Box. Now under the management of new Librarian Fiona M!



Trade Table Cheque-out!

The trade table has been restocked with new tools, wire and other accessories. A selection of pots are also in stock. Don't forget the club's tool sharpening kit, available for use at meetings. Anything else you would like to see stocked? Just advise at the trade table or to any committee member.



Nursery Crawl

It's time to visit some of our favourite Nursery haunts plus a new destination this year.

Have you always wanted to get a refined tree? Or are you looking for some interesting starters? Or perhaps you want to hang out with some tree tragics for the day and just browse what is on offer, looking for inspiration?

Our nursery trip starts at 9:30am on Sat 9th September. We meet at Conifer Gardens Nursery - 254 Mount Dandenong Tourist Rd, Ferny Creek. This is a general nursery with a large variety of mainly exotic trees, including pines and maples. Many advanced trees are available, and they have a "Bargain Basement" area where sometimes some little treasures can be found at a much reduced price.

Then it's on to Bonsai Sensation, 253 Centre Rd, Narre Warren South, followed by Bonsai Art, 236 Old Dandenong Rd, Heatherton, and for anyone left standing we'll drop into Collectors Corner, 810 Springvale Rd, Keysborough. It will be a full day, but members are welcome to join or leave at any stage.

Family members and friends are welcome. Please message Marlene if you are coming so we know who to wait for: mjerlitschka@iprimus.com.au or phone 0418 147 871.

Let's hope for better weather than we experienced last year!



Above - Attending members at Bonsai Sensation during the nursery Crawl last year.

Annual General Meeting

Our Annual General Meeting will be conducted on Tuesday 12th September at 7:30pm, followed by a general workshop. The AGM is generally brief, to consider the Officer's Reports and to elect a new Committee of Management to steer the Club through the 2023/2024 year ahead of us.

All committee positions are declared vacant and need to be filled. Please consider nominating for one of the executive positions (President, Vice President, Secretary, Treasurer, Marketing, Membership) or for one of the General Membership Representative position. Nomination forms have been forwarded with the Notice of Meeting email, or nominations can be simply stated to Lindsay H via email or phone (linhad14@gmail.com, 0403 800 671).

Members who cannot attend the meeting are requested to advise a proxy vote, via Lindsay H. This will help us to register numbers in order to ensure a quorum is achieved.


Please note that the Committee is all about managing the Club's activities, so extensive bonsai knowledge is not a pre-requisite—just the ability to contribute a little time and enthusiasm into the running of the Club.


Certificate of Appreciation

Our meeting place at the Chirnside Park Community Hub is managed by Cire Services. Cire Services is one of the largest not-for-profit organisations in the Yarra Ranges offering flexible learning opportunities to the Community.

One of their fund-raising activities is a Trivia Night which was held in July this year. An auction of donated items forms an important associated part of the night. As we did last year, our Club donated a small bonsai tree to be auctioned. The tree was a cedar left over from the last training course, creatively styled by our own Bonsai Deano.


Cire have presented us with a Certificate of Appreciation for our contribution to their fund-raising efforts.







BONSAI MATSU

- Training Courses - Beginner to Advanced
- Styling & Shaping
- Tree Minding
- Online Shop for Tools, Wire and Bonsai Accessories

 Call Scott today on 0417 520 383
 Based in Glen Waverley

bonsaimatsu.com
 scott@bonsaimatsu.com
 
  /bonsaimatsu

NBPCA Pot Acquisition 2023/24

The Miniature Bonsai Pot Acquisition is to encourage the appreciation of the art of bonsai pottery and to highlight the beauty and functionality of bonsai pots even on a tiny scale. The selected miniature bonsai pots will be displayed in the National Bonsai and Penjing Collection of Australia.



ACT
Government



NATIONAL
ARBORETUM
CANBERRA



National Bonsai
and Penjing
Collection of
Australia

Australian bonsai potters are invited to submit their work for appraisal to be purchased by the Bonsai Trust Fund and displayed at the Collection for its many thousands of visitors to view.

A panel of judges will select up to 20 pots based on the challenge criteria.

Selected pots will be purchased from the maker and put on display in the Collection with a label crediting the potter.

Information and nomination forms can be found at <https://www.nationalarboretum.act.gov.au/visit/whats-on/school-holidays-and-feature-events/miniature-bonsai-pot-acquisition>. Nominations close on 31 January 2024.

Guided Tours to Japan

Many members will remember Visiting AABC Tutor Tony Bebb who presented at our April meeting and conducted workshops. Tony is an acclaimed international Bonsai artist.

Tony and his partner Keiko Matsugi have started conducting guided bonsai-focused tours to Japan. A tour to Kyoto in November 2023 has already filled, and a February 2024 tour incorporating the Kokufu-Ten Bonsai Exhibition in Tokyo is filling fast. Further tours are planned but yet to be announced.

A bucket-list item for any serious bonsai aficionado! For more information, contact Lindsay H (linhad14@gmail.com, 0403 800 671), or Tony directly at tonybebbbonsai@gmail.com.



Kudos, Accolades and Thanks

- Tien from Bonsai Sensation for his very informative demonstration on root pruning at our July Meeting
- Craig Wilson from Gentiana Nursery for his demonstration on group plantings at our August Meeting.
- Dean S (Bonsai Deano) for his creative styling and potting of a cedar bonsai donated to Cire Services.

Saturday Workshops

The regular Last Saturday of the Month workshops are a relaxed place to work on our trees, discuss our bonsai activities with like-minded people, or seek advice or assistance with our trees.

They also often provide a first point of contact for interested parties who are considering learning more about bonsai or joining the club.

Visitors are always welcome! Bring along any trees that you may have for advice if needed, or just come along for an introduction to the art of bonsai. There is no obligation or cost.

Open from 1:00pm to 4:00pm on the last Saturday of each month except December, at the Chirnside Park Community Hub.



Above - A special Saturday Workshop in July—moved outside due to a scheduling mishap at the Chirnside Venue.

BONSAI SENSATION NURSERY

MONDAY TO FRIDAY 9:00am – 5:00pm / **WEEKENDS** 10:00am – 3:00pm

PHONE 8794 9668 / **MOBILE** 0425 722 827

253 Centre Road, Narre Warren South, VIC 3805

We have more than 30,000 plants for sale, including an extensive range of pots, tools, wire, and soil. Lessons, plant boarding, and restyling are also available.

Visit our Facebook page and website [BONSAISENSATION.COM.AU](https://www.bonsaisensation.com.au) for more information



Tree Profile: Dwarf Pomegranate - *Punica Granatum*

General Information: Originally cultivated since prehistoric times in the ancient Mediterranean and Asia, the 'Dwarf Pomegranate' is a popular choice for Bonsai. It has opposite leaves and grows oval shaped flowers, turning in to yellow/red fruits.

Lighting & Temperature: Full sun and good air circulation for best results. Protect from hard frost below -5°C.

Watering: Keep the tree damp, don't let it dry out and give plenty of water when fruiting. By keeping the pomegranate slightly dry in mid to late spring, the tree is encouraged to set flowering shoots.

Feeding: If you want the tree to grow healthy flowers and fruits, use a fertilizer with high phosphorous and high potassium from spring to late summer. Remove flowers if you opt for fast growth. Don't feed in winter!

Pruning and wiring: If you want the tree to flower wait with any pruning until after blooming, then prune back to one or two sets of leaves. Alternatively the plant could be pruned hard before any new shoots emerge in spring, to make way for the new growth. Flowering shoots are usually shorter than leaf shoots and are carried at the terminals.

Wiring can be done from spring through the end of autumn.

Propagation: From seeds, sowing in spring or by using cuttings in summer. From root cuttings, many also sucker up from the roots; the suckers may be separated from the roots in autumn or in the following spring.

Collecting in spring or autumn with the maximum amount of root ball retained when planting the tree in a pot or box to recover. Do use the method of submerging the potted tree into water after collection for 2 to 3 weeks. The abundance of water enables new roots to easily take in water and stops the leaves from becoming limp and falling.

Repotting: Repot the tree every two years in spring when the buds are forming. Young trees are repotted every year. Never use shallow containers when re-potting because it flowers well when slightly root bound. It needs soil capacity and a reservoir effect to support it in this condition.

Pots in blues, yellows, unglazed browns and grays are very suitable.

Pests and Diseases: Usually they're trouble free, but can sometimes be affected by aphids. Treat with pyrethrum or a similar insecticide.

Styles: Informal upright, forest, cascade, literati, in/on the rock, root over rock, twin trunk, windswept, group and twisting trunk style, also suitable for deadwood features



 **Dean Shaw (Deano)**

 deano@bonsairoots.com.au

 **To Order OR Enquiries:
Call / Text: 0409 848 435**



On The Display Table



A selection of trees on the Display Table at the July and August meetings.



Handcrafted Bonsai Ceramics created in Victoria from Australian high fired stoneware clays.

Murrumbung Studio Ceramics 0459 555 346
<https://www.murrumbungstudioceramics.com.au/>
<https://www.facebook.com/murrumbungstudio>
Instagram: @murrumbungstudioceramics



Bonsai Calendar: September - October

Following are the main tasks to focus on during this time of year.

Repotting/Root pruning

When repotting, look for ways to improve the overall appearance of your bonsai. For example, changing the position of the tree by turning, lifting or leaning the tree. Also consider alternative pot choices.

Watch for the buds to swell on deciduous trees. Repot before buds break into leaf.

Begin your repotting with deciduous varieties such as, maples, oaks, elms (September) and then continue with varieties such as, cryptomerias, azaleas, pyracanthas and pines (October).

After repotting, keep your trees in a protected area away from extreme weather (hot or cold)

Wiring

Wire all trees before repotting, rather than after repotting. This will minimize any movement to the tree after being repotted.

Deciduous trees should be wired before breaking into leaf. Be careful not to damage the delicate buds while wiring branches.

Watch carefully for wire damage at this time of year as most trees are growing at a rapid rate.

Pinching/Pruning

Begin to pinch back new shoots as soon as they appear.

Frequent pruning/pinching will improve ramification and help reduce leaf size throughout the growing season.

Remove dying flowers from the tree as it weakens the plant and encourages pests.

Fertilizing/Watering

With new growth, the need of water and fertilizer increases. Try to observe your trees individually to establish the amount and frequency of watering necessary.

Avoid overwatering. Remember it is a process of wetting and drying.

Use a slow release fertilizer (Osmocote/Dynamic Lifter) in combination with a liquid fertilizer (Powerfeed, Charlie Carp).

It is better to fertilize regularly and frequently in small weak doses than give a strong dose now and then.

With flowering species, fertilizing should commence after flowering.

Water your trees (with plain water) before using liquid fertilizer.

AABC Update to Clubs June 2023—By Dianne Boekhout, President AABC

Last month our 35th National Bonsai Convention, with the theme Back Together, was held at the Crown Resort in Perth, WA. It was a wonderful event with a fabulous line up of top-class demonstrators from Japan and Spain and well supported by local Australian talent.

There was a fine exhibition of over 120 bonsai including many unique WA native species. It was the largest exhibition at a convention for many years and included a group planting of Melaleucas that Tony Bebb created for his demonstration at the 9th World Bonsai Convention in October 2022. Only 12 months on and it was definitely a prize winner. Many large local WA stones were included in the fine display of Suiseki.

With so much work put in over several years the low attendance figures were disappointing.

The 36th National Bonsai Convention in Brisbane next year is being hosted by the Bonsai Society of Queensland. Registrations for Bonsai By Design are open and information can be found by visiting the website:

<https://www.bonsaisocietyqld.asn.au/aabc2024.php>

The Convention venue is:

Royal on the Park hotel

152 Alice Street, Brisbane City 4000

<https://www.royalonthepark.com.au/contact>

International Demonstrators are:

Koji Hiramatsu, from Japan,

Martin Walters, from Auckland, New Zealand.

with supporting Australian Demonstrators:

Lindsay & Glen Bebb, and

Andrew Sellman, (one of the AABC's VTs from Queensland).

The AABC Visiting Tutor Program was put on hold earlier this year, but it now looks likely that the program will resume in 2024 .



ヤラ谷間盆栽会

Volume 5 No 73
July & August
2023

Page 8

www.yarravalleybonsai.org.au

A group for all lovers of bonsai in the "far east" of Melbourne



Yarra Valley Bonsai Society
PO Box 345
Mount Evelyn, Victoria 3796
Australia

*Looking Ahead to
September & October 2023*



The Club Nursery Crawl for 2023 is on Saturday 9th September, starting at Conifer Gardens in Ferny Creek at 9:30am and continuing on to Bonsai Sensation, Bonsai Art, and possibly Collectors Corner. All welcome including friends and relatives. Register attendance with Marlene J (mjerlitschka@iprimus.com.au).



The monthly meeting on Tuesday 12th September at 7:30pm will be our Annual General Meeting followed by a general workshop. Display Table—"Accent Plants or Rocks", or Member's Choice.



The Last Saturday of the Month Workshop will be on Saturday 30th September from 1:00pm to 4:00pm.



The monthly meeting on Tuesday 10th October at 7:30pm will be a panel discussion covering the topics of—Tools and How to Sharpen Them, Basic Horticultural Info, and a General Q & A. Should be a lot if information imparted and discussion generated! Display Table—"Flowering Trees", or Member's Choice.



The Last Saturday of the Month Workshop will be on Saturday 28th October from 1:00pm to 4:00pm.



Other Events



The Vietnamese Community Bonsai Club will hold their Bonsai Show on Saturday 2nd and Sunday 3rd September at 90 Knight Avenue, Sunshine North.



The Satsuki Azalea Interest Group will meet on Saturday 23rd September at 1:30pm at Bonsai Art Nursery in Heatherton.



The Northern Suburbs Bonsai Club will hold their Annual Show on Saturday 23rd 10:00am to 4:00pm and Sunday 24th September 10:00am to 2:00pm at Greensborough Masonic Hall, 23 Ester St, Greensborough. Entry \$5.




The Bonsai Society of Victoria will hold their Annual Bonsai Exhibition on Saturday 7th from 9:00am to 4:00pm and Sunday 8th October from 10:00am to 4:00pm at the Box Hill Town Hall. As well as the display, continuous demonstrations will be held on both days. Entry \$5.



YVBS FORUM:

Our apologies that our Forum disappeared with the rest of our old website! Our new website does not yet have an equivalent function available, but we hope to extend in the future to incorporate something similar. Stay tuned!



Member Benefits Refer to the website for a list of discounts to members upon presentation of a current & valid YVBS Membership card. "Freebies" of donated items are also made available from time to time at monthly meetings.

ADVERTISERS & SPONSORS:

Advertising on our website and/or in the newsletter is available for any registered business or sole trader. Society Sponsorship opportunities are capped at three for any year, however supportership opportunities still remain for any business in an area related to the craft of bonsai.

For a prospectus or further information contact us via the society's external email: info@yarravalleybonsai.org.au